




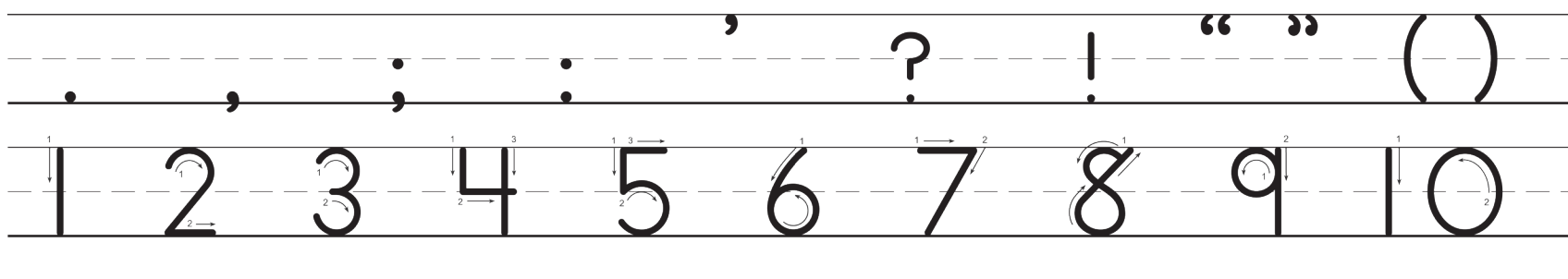
Handwriting Practice Blackline Masters

Grade 1 (English)

Manuscript Alphabet

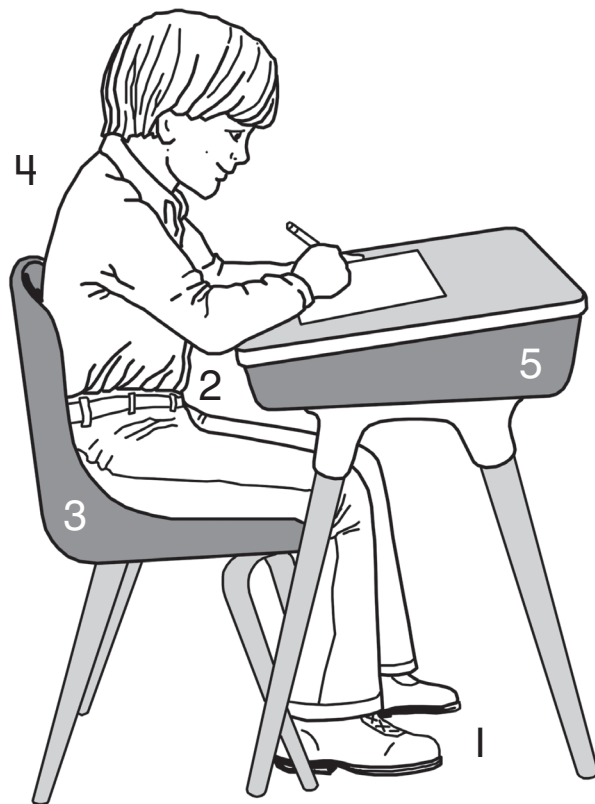


Punctuation and Numbers



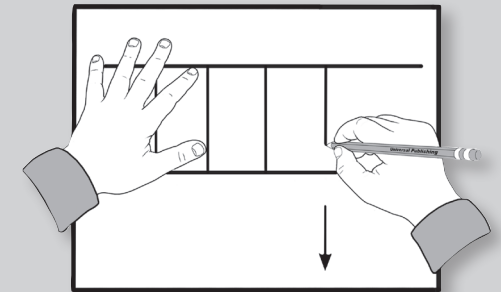
GOOD POSTURE

1. Both feet on the floor
2. Elbows off the edge of desk
3. Sit back in chair
4. Shoulders slightly forward
5. Proper desk height

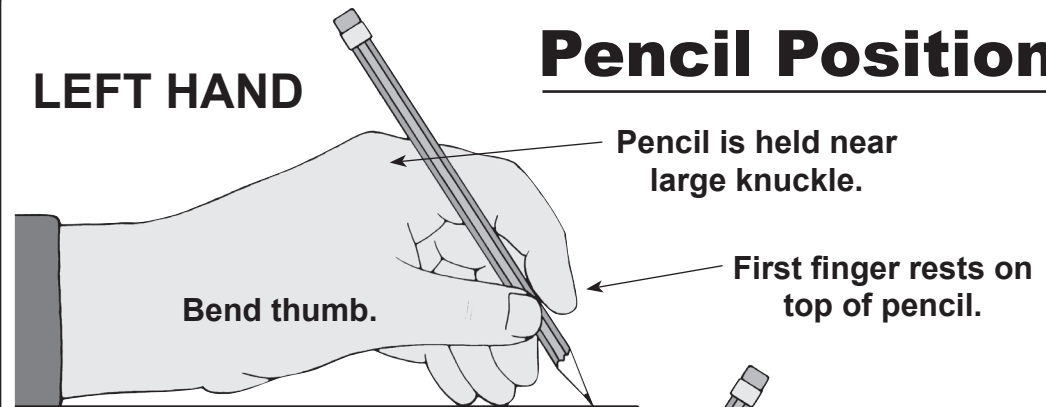


GOOD HANDWRITING

PAPER POSITION

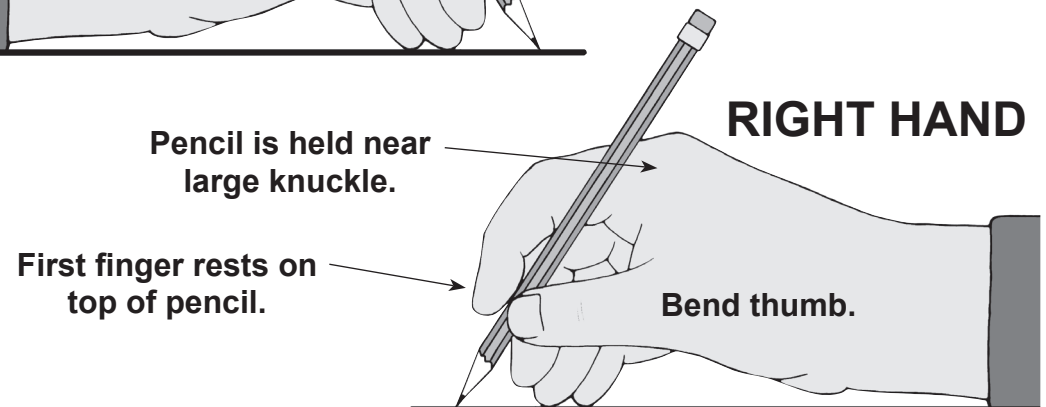


LEFT HAND



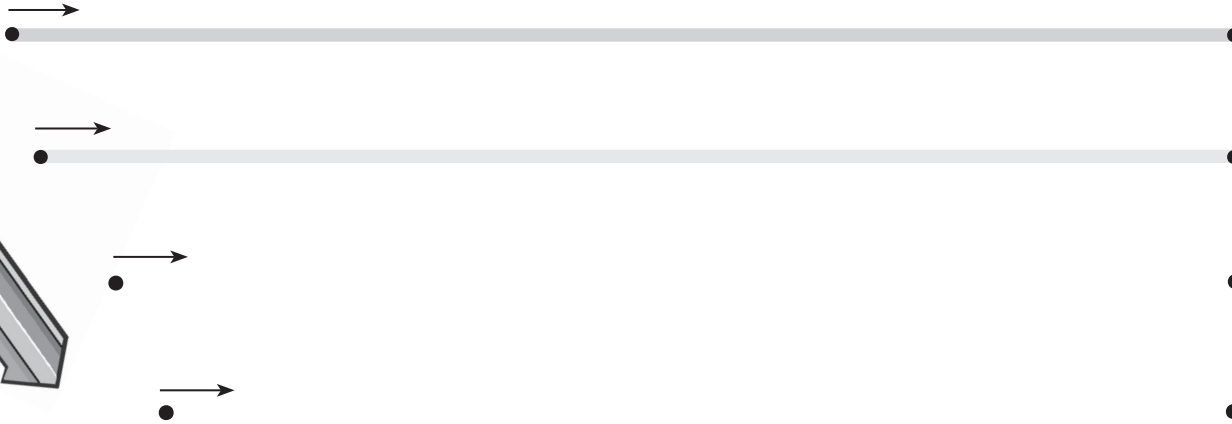


Pencil Position

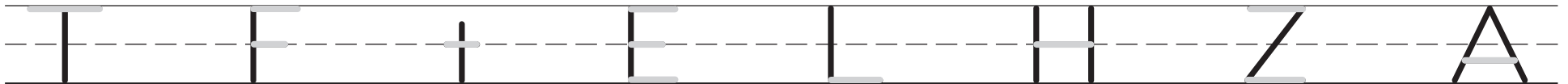
RIGHT HAND



Left to Right Trace and write the left-to-right strokes.






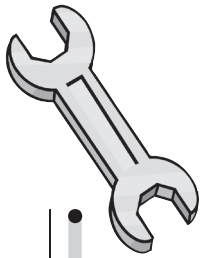
Trace the left-to-right strokes in the letters below.



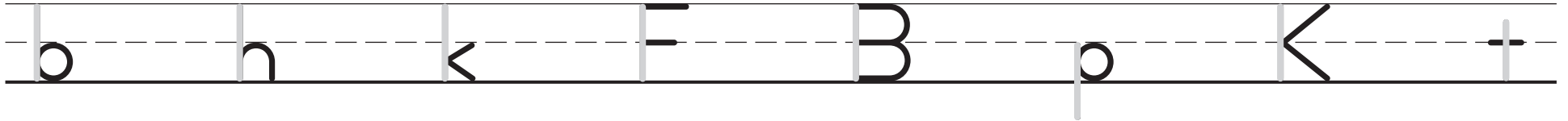
Circle the letters that contain left-to-right strokes.



Top to Bottom Trace and write the top-to-bottom strokes.



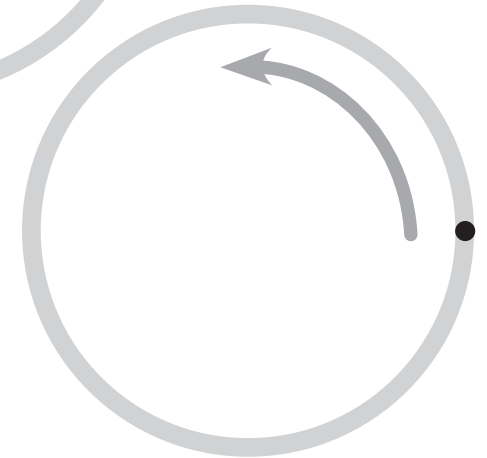

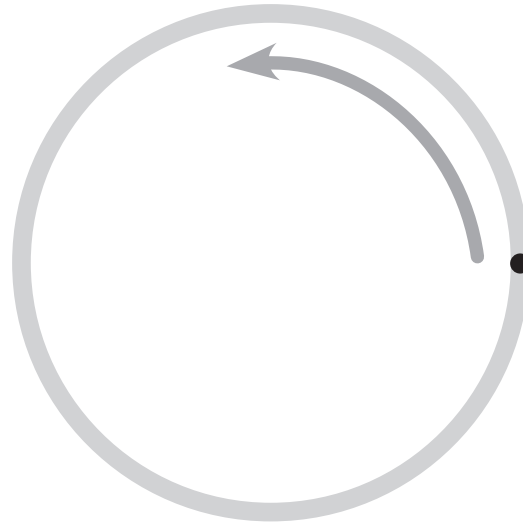

Trace the top-to-bottom strokes in the letters below.



Circle the letters that contain top-to-bottom strokes.



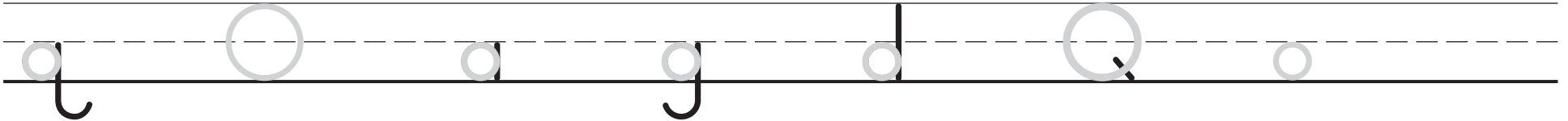
Backward Circle (Circle Left) Trace the backward circles.



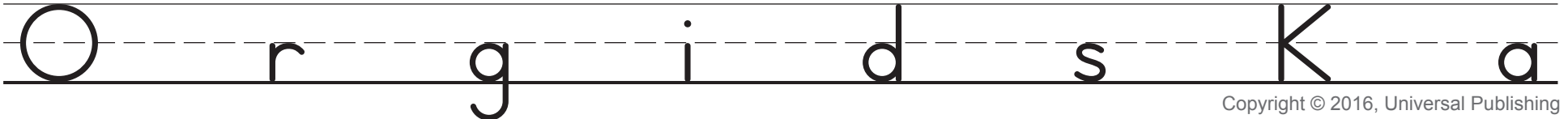
Trace and write the backward circles.



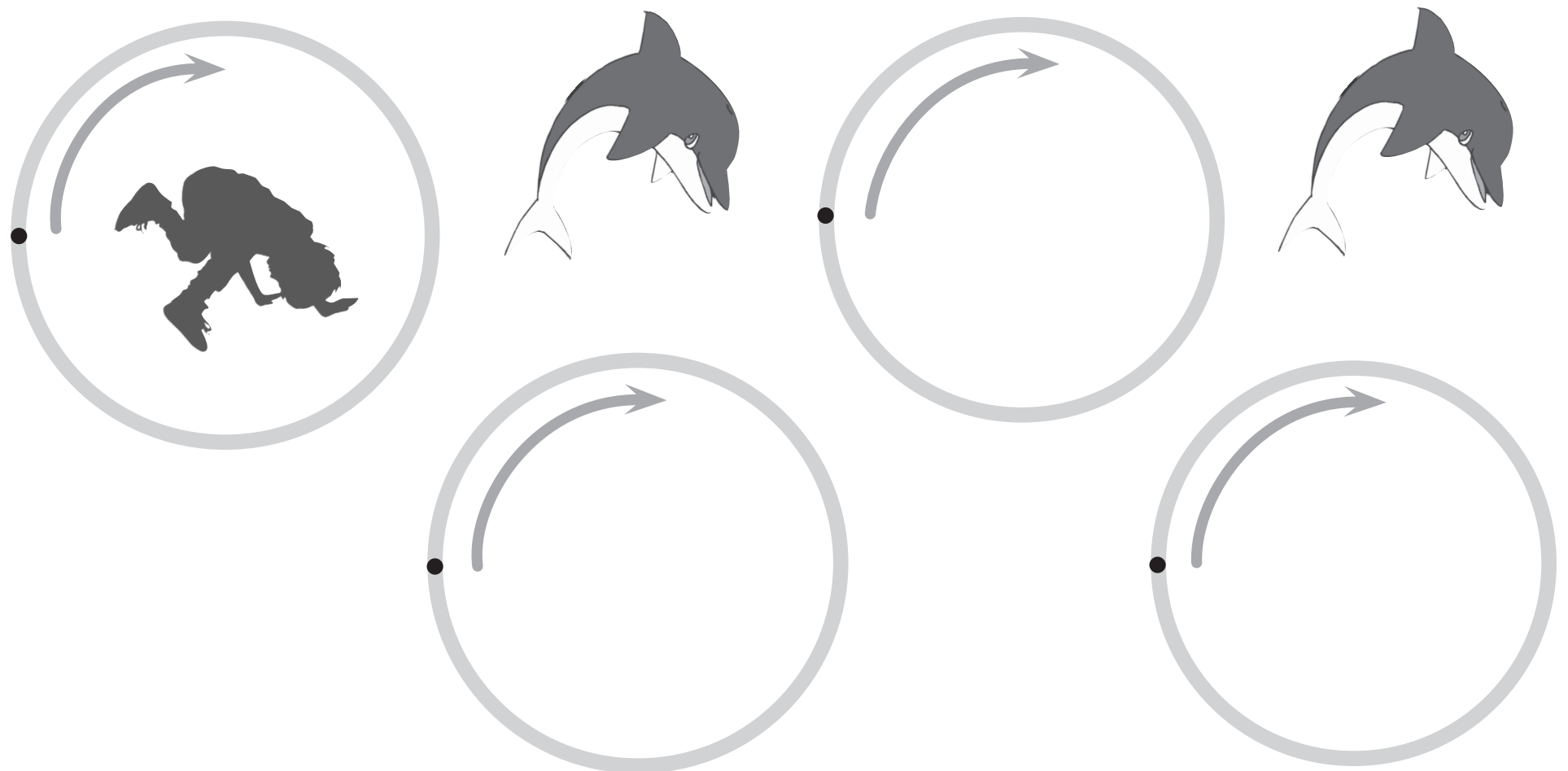
Trace the backward circles in the letters below.



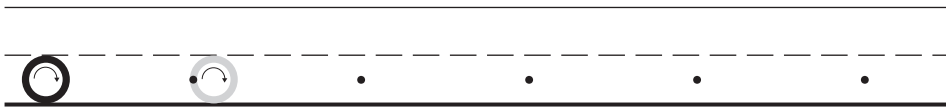
Circle the letters that contain a backward circle.



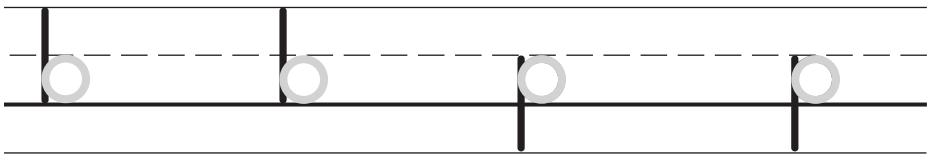
Forward Circle (Circle Right) Trace the forward circles.



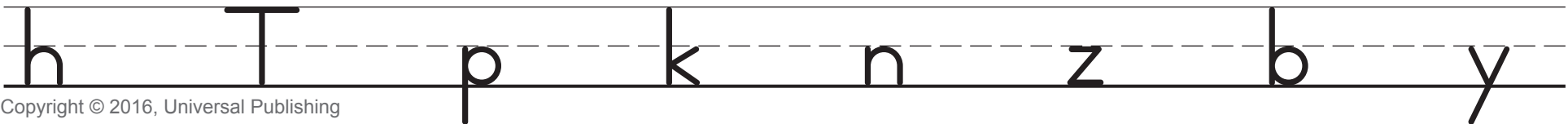
Trace and write the forward circles.




Trace the forward circles in the letters below.



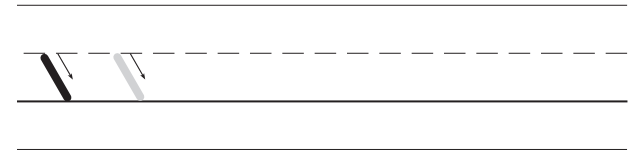
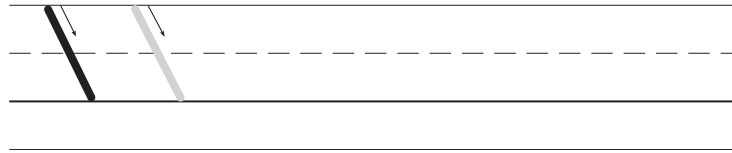
Circle the letters that contain a forward circle.




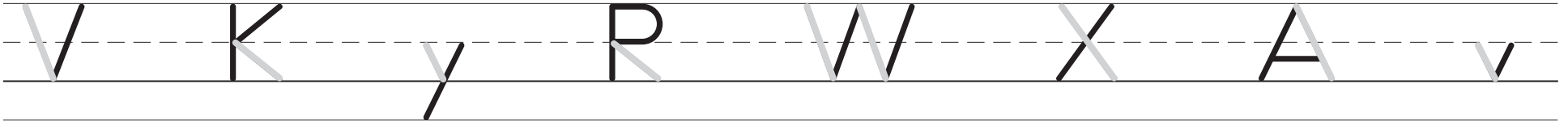


Slant Right

Trace and write the slant-right strokes.

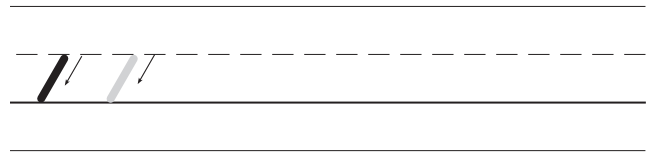
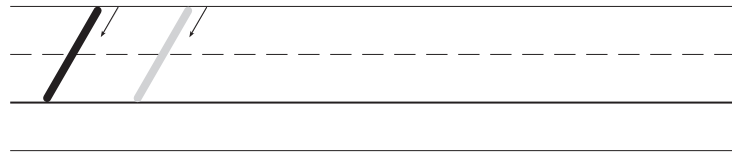


Trace the slant-right strokes in the letters below.

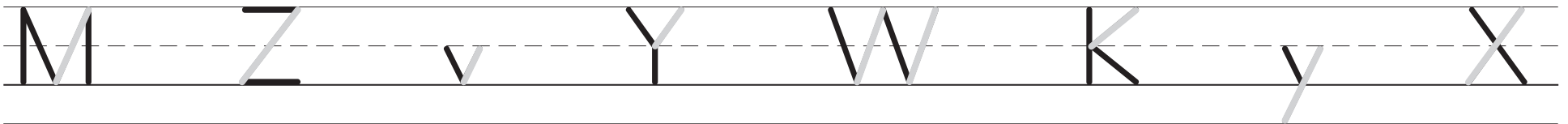


Slant Left

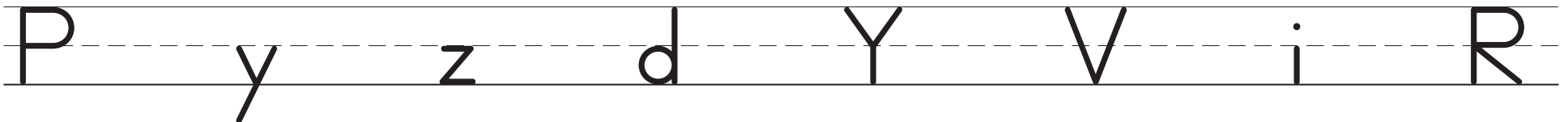
Trace and write the slant-left strokes.



Trace the slant-left strokes in the letters below.



Circle the letters that contain a slant stroke.



Size Size is the height of the letters in relation to each other and to the writing space.

Tall Letters

B d K

Fill the full space

Short Letters

n a e

Fill 1/2 the space

Intermediate Letter

t

Fills 3/4 of the space

Tail Letters

p j y

Fill the "tail" space

Circle the tall letters.

c A o f y h

Circle the short letters.

w S n k q a

Circle the tail letters.

y t j d q n

Circle the intermediate letter.

f R p t m

Matching - Circle the matching letter in each group.

e

d n s e a

t

w f m t k

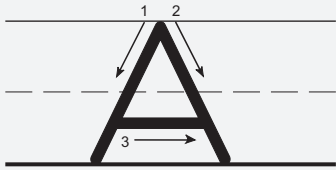
g

q d g o s

C

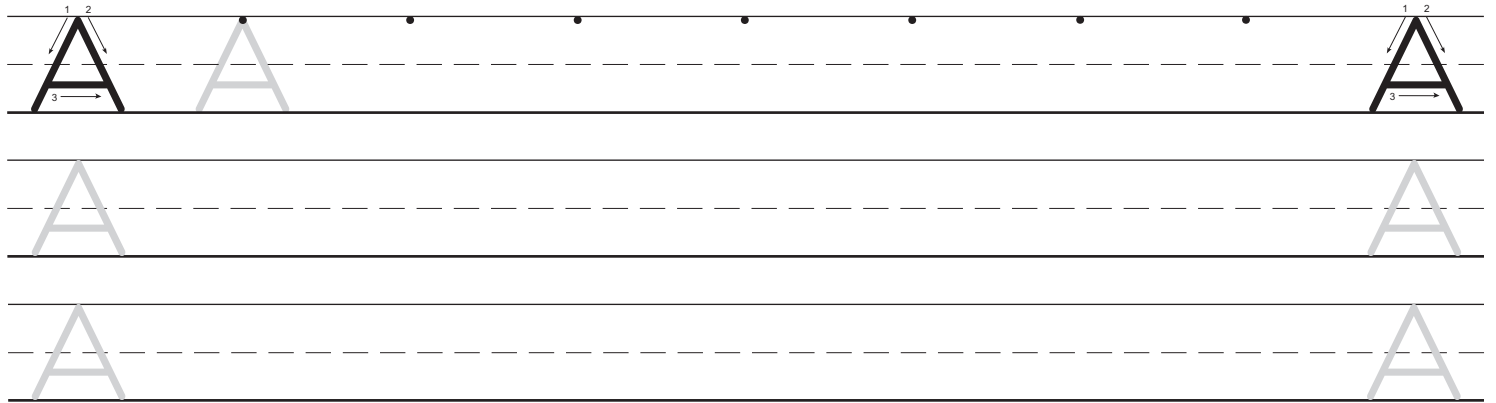
N S G C

Uppercase A




1. Slant left
2. Slant right
3. Slide right

Trace and write the letter.

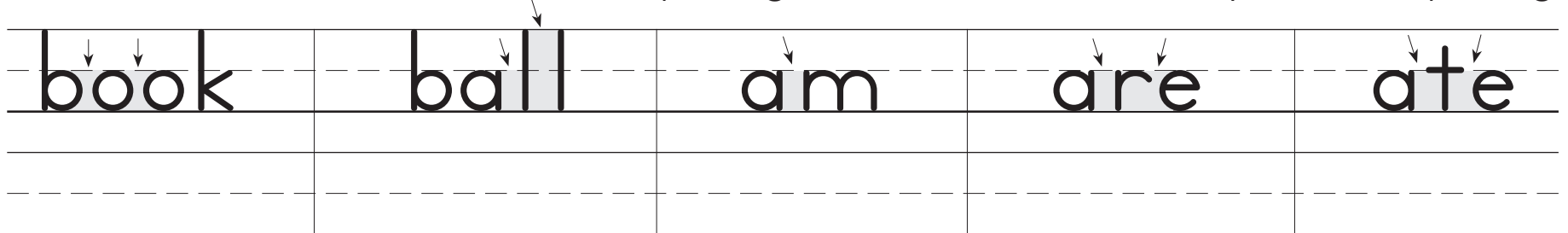


Trace and write the words.



Spacing between Letters

The words below show correct letter spacing. Write the words. Check your letter spacing.


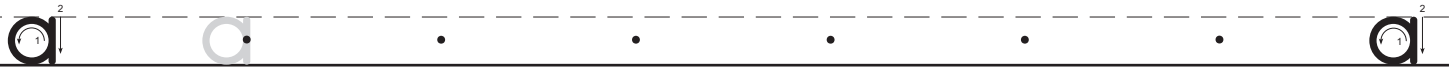


Lowercase a



1. Circle left
2. Pull down straight

Trace and write the letter.



Trace and write the words. Write the sentence.

apples again and above

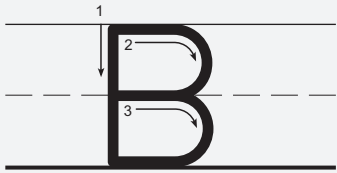
apples again and above

All animals need water.

CHECK-UP

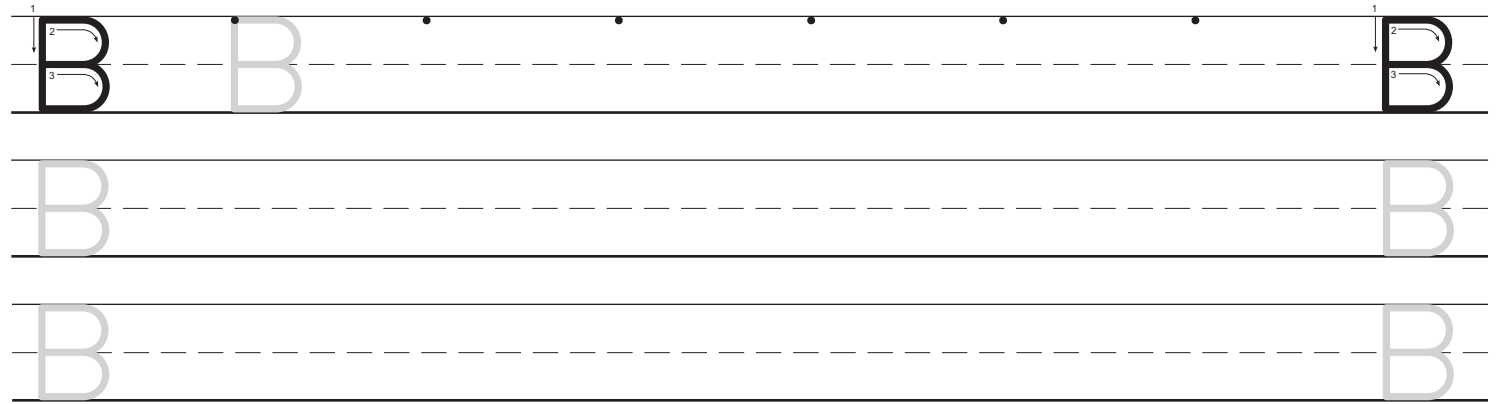
- ☐ Word Spacing
- ☐ Size of Letters
- ☐ Letter Forms
- ☐ Line Quality

Uppercase B





1. Pull down straight
2. Slide right, curve down, slide left
3. Slide right, curve down, slide left

Trace and write the letter.



Trace and write the words.



Alignment

CORRECT

ball

INCORRECT

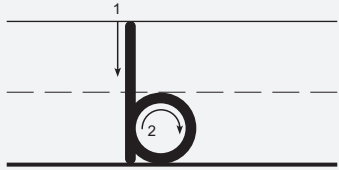
ball

Alignment is the evenness of letters along the bottom line and along their tops. All letters of the same size should be even in height.

Write the sentence. Check your alignment.

Brian, bring your bat.

Lowercase b



1. Pull down straight
2. Circle right

Trace and write the letter.

Tracing practice lines for the lowercase letter 'b'. The first row shows a solid 'b' with stroke numbers and arrows, followed by a dashed 'b' for tracing, and then two more rows of dashed 'b's for independent practice.



Trace and write the words. Write the sentence.

bird	boat	bee	boy	bat
bird	boat	bee	boy	bat

Beth saw a big brown bear.

CHECK-UP

- ☐ Word Spacing
- ☐ Size of Letters
- ☐ Letter Forms
- ☐ Line Quality

Uppercase C



1. Circle left

Trace and write the letter.

C	C	C
C								C
C								C

Trace and write the words. Write the sentence.

Canada	Cora	Chad	Cindy
Canada	Cora	Chad	Cindy



Caleb cleaned Cecil's car.

**CHECK-UP**

- ☐ Letter Spacing
- ☐ Size of Letters
- ☐ Letter Forms
- ☐ Line Quality

Lowercase c




1. Circle left

Trace and write the letter.

c c c

c c

c c



Trace and write the words. Write the sentence.

clock chin cows cup call

clock chin cows cup call

Can a raccoon climb trees?

 **CHECK-UP**

- ☐ Word Spacing
- ☐ Size of Letters
- ☐ Letter Forms
- ☐ Line Quality

Statue of Liberty

Write the sentence.

France gave the Statue of

Liberty to the U. S. in 1886.

Write the sentences.

**The Statue of Liberty is on Liberty Island.
She is 152 feet tall from feet to torch.**



The Bald Eagle

Write the sentences.

The bald eagle is

the United States

national bird. It is a

symbol of freedom and strength.



☐ Word Spacing

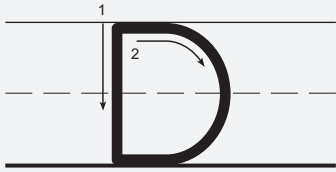
☐ Size of Letters

☐ Letter Forms

☐ Line Quality

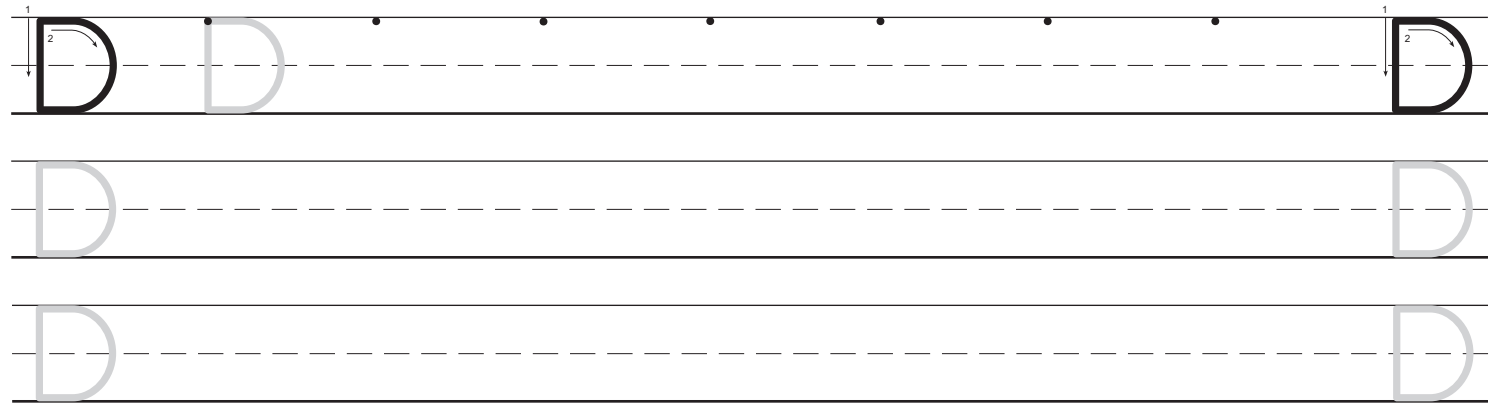
☐ Letter Spacing

Uppercase D




1. Pull down straight
2. Slide right, curve down, slide left

Trace and write the letter.



Trace and write the words.



Word Spacing

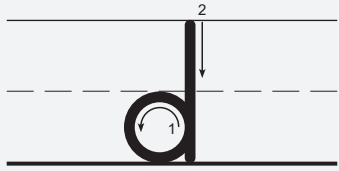
Allow enough space between words for one lowercase o.
Write the sentence. Check your word spacing.



Ducks swim on our pond.

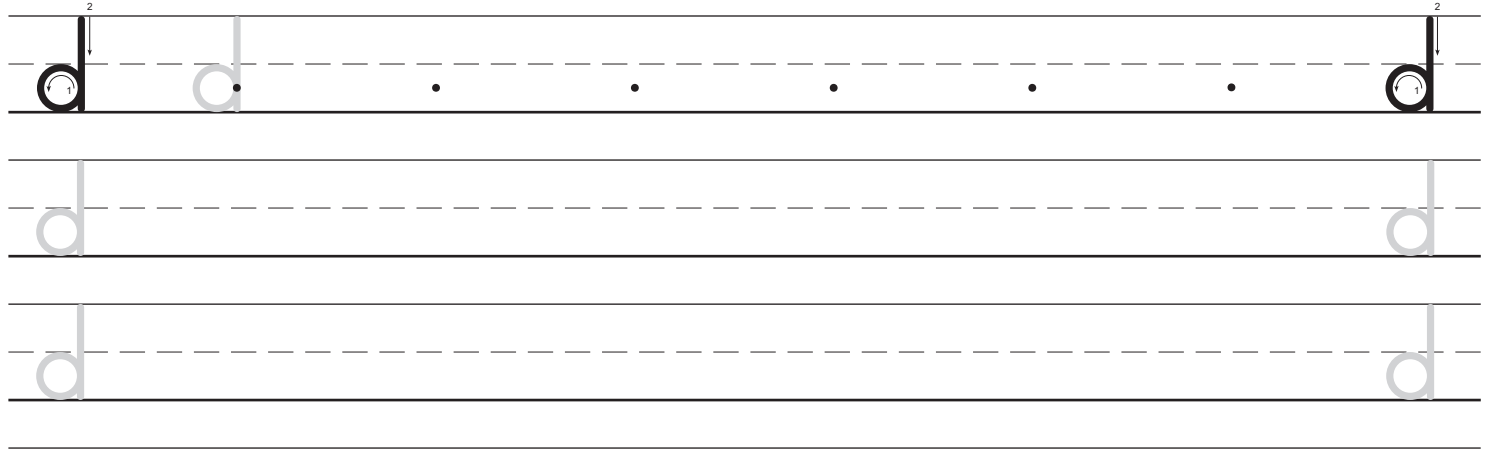


Lowercase d

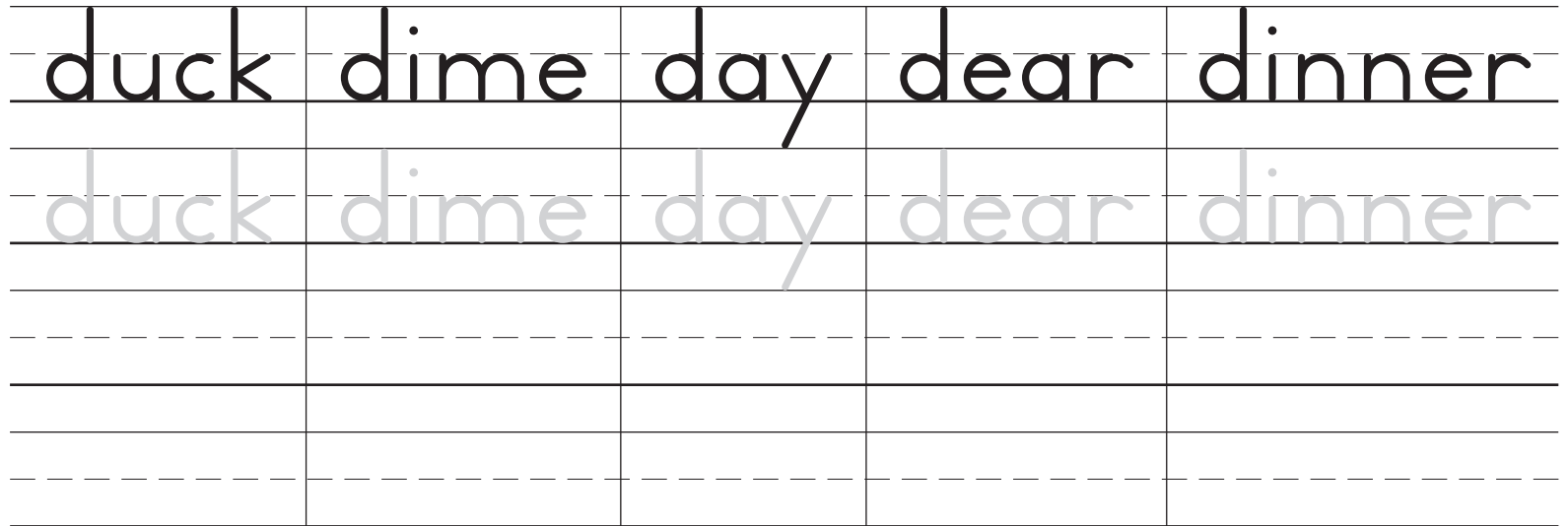


1. Circle left
2. Pull down straight

Trace and write the letter.



Trace and write the words. Write the sentence.

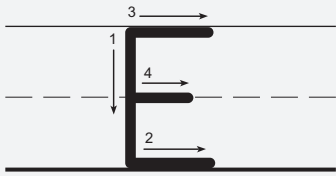


Did Daddy drop the dishes?

CHECK-UP

- ☐ Word Spacing
- ☐ Size of Letters
- ☐ Letter Forms
- ☐ Line Quality

Uppercase E

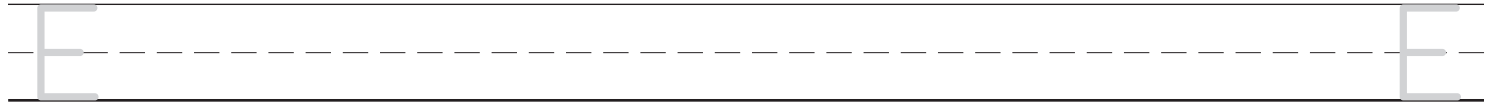
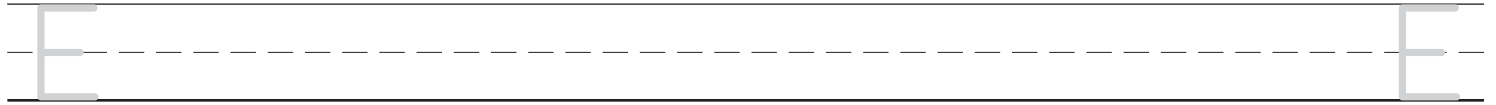
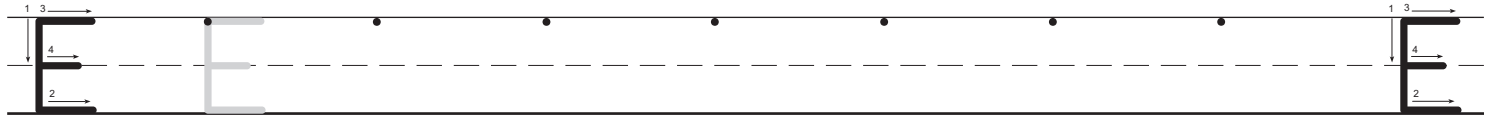


1. Pull down straight
2. Slide right
3. Slide right
4. Slide right

Trace and
write the
words.

Period

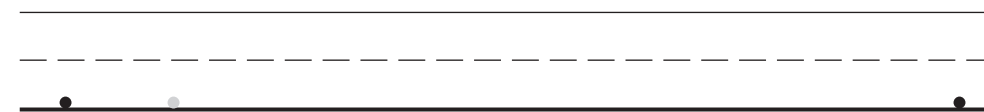
Trace and write the letter.



Evan Ellen Erma Elvis

Evan Ellen Erma Elvis

Trace and write the period.



Write the sentence. Use a period at the end of the sentence.

Eleven plus seven equals eighteen.

Lowercase e



1. Slide right
2. Circle left

Trace and write the letter. Trace and write the words.



.

.

.

.

.



earth

east

eight

event

eye

earth

east

eight

event

eye

Line Quality

Line quality refers to the smoothness, color, or thickness of the pencil line.

CORRECT

Elsa

TOO LIGHT

Elsa

TOO HEAVY

Elsa

VARYING

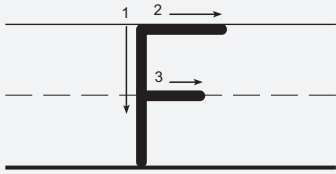
Elsa

This sentence shows correct line quality.

Elias writes well.

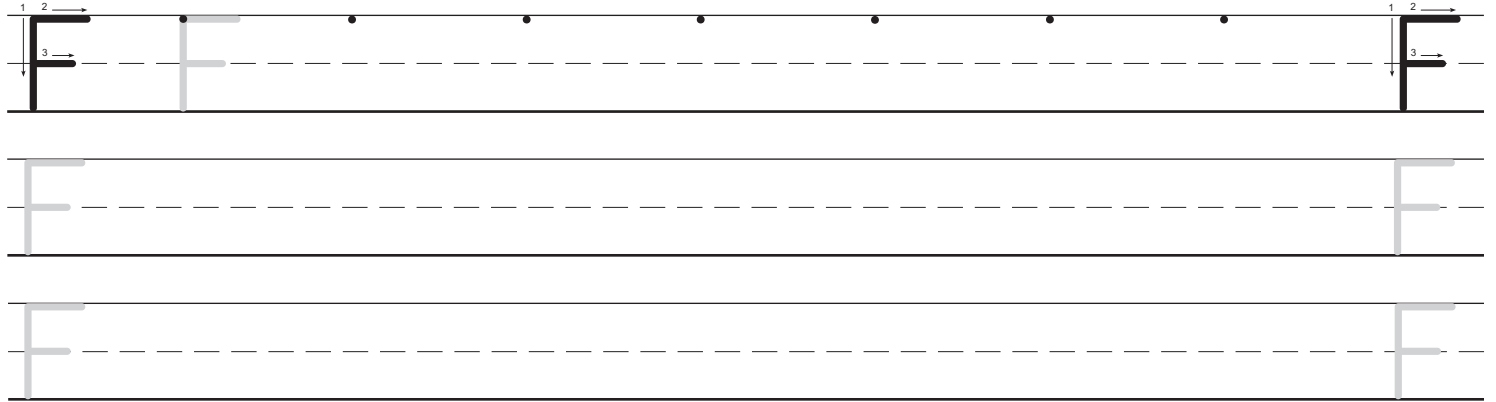
Write the sentence. Check your line quality.

Uppercase E

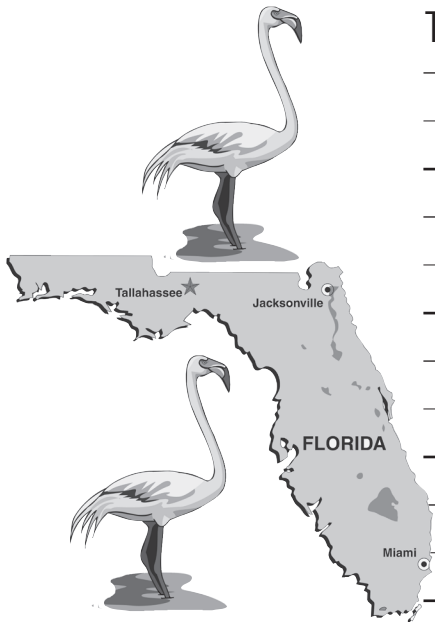



1. Pull down straight
2. Slide right
3. Slide right
4. Slide right

Trace and write the letter.



Trace and write the words. Write the sentence.



Flo's friend flew to Florida.

CHECK-UP

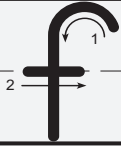
☐ Letter Spacing

☐ Size of Letters

☐ Letter Forms

☐ Line Quality

Lowercase e



1. Slide right
2. Circle left

Trace and write the letter.

Tracing practice lines for the lowercase letter 'f'. The first row shows a large 'f' with stroke order arrows, followed by a dashed 'f' for tracing, and then a solid 'f' for writing. The second row shows a dashed 'f' for tracing and a solid 'f' for writing. The third row shows a dashed 'f' for tracing and a solid 'f' for writing.



Trace and write the words. Write the sentence.

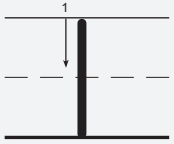
friends	family	frog	foot
friends	family	frog	foot

Jeff found four feathers.

 **CHECK-UP**

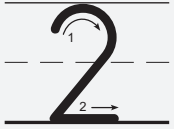
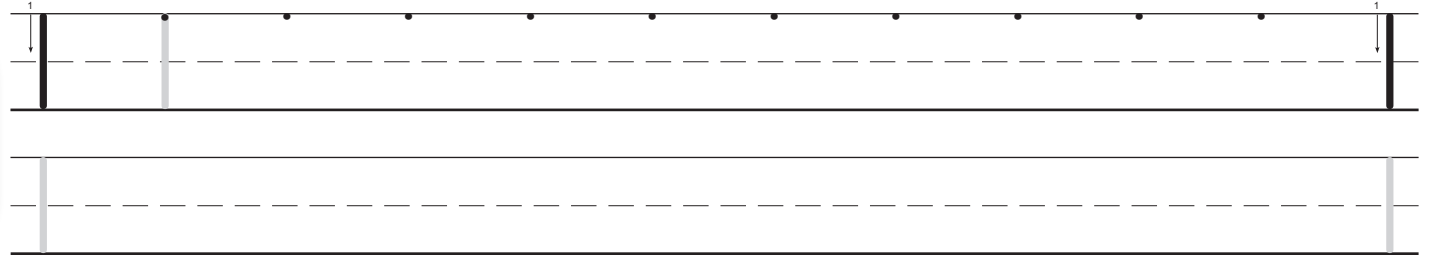
- ☐ Word Spacing
- ☐ Size of Letters
- ☐ Letter Forms
- ☐ Line Quality

Writing Numbers

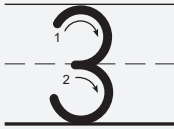
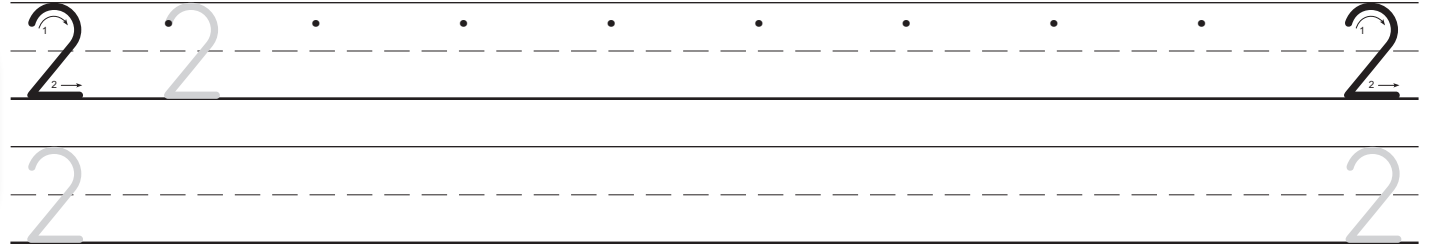


1. Pull down straight

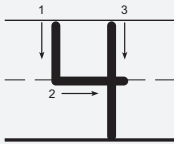
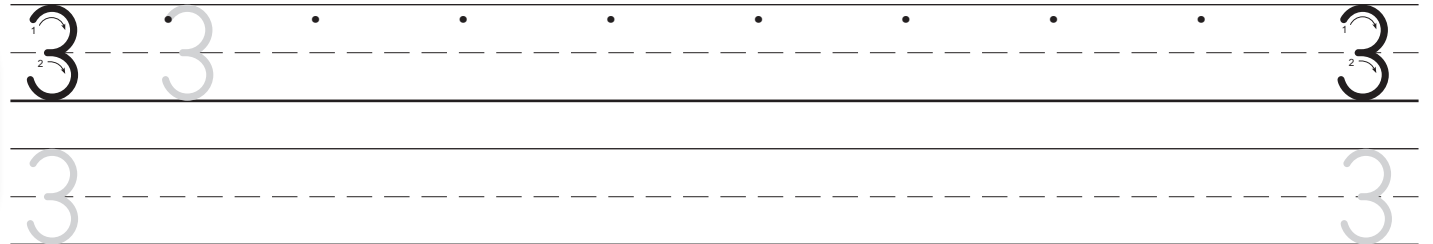
Trace and write the numbers.




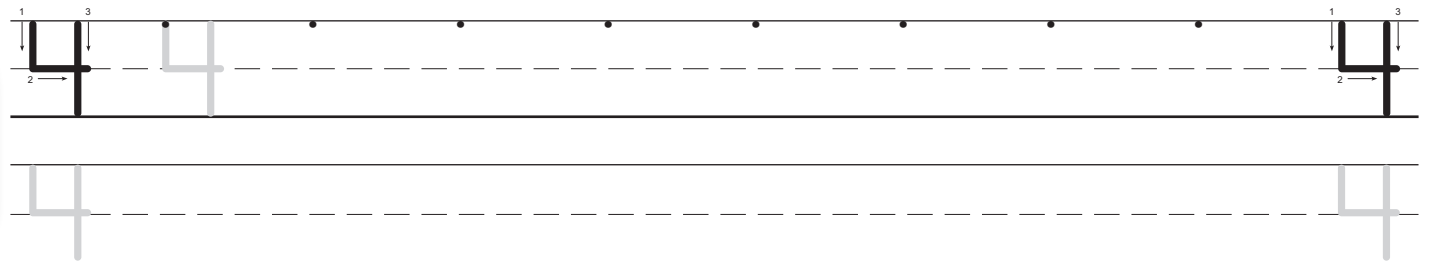
1. Curve right, slant left
2. Slide right



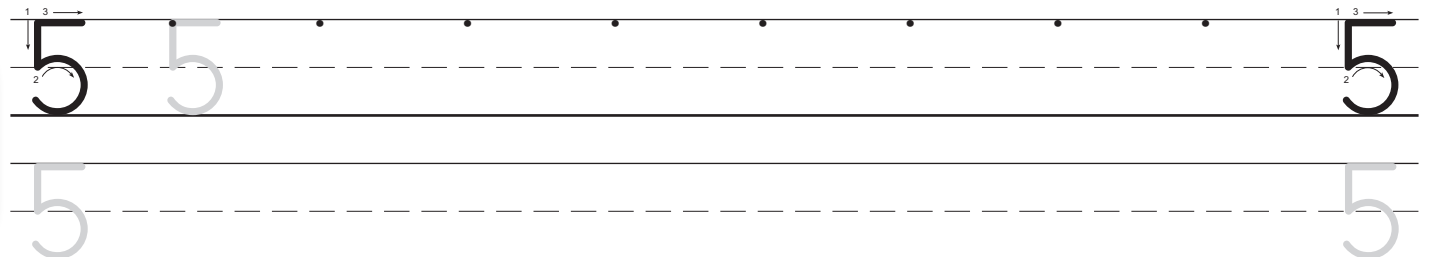
1. Circle right
2. Circle right




1. Pull down straight
2. Slide right
3. Pull down straight



1. Pull down straight
2. Circle right
3. Slide right

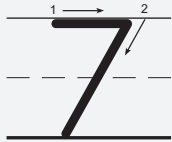
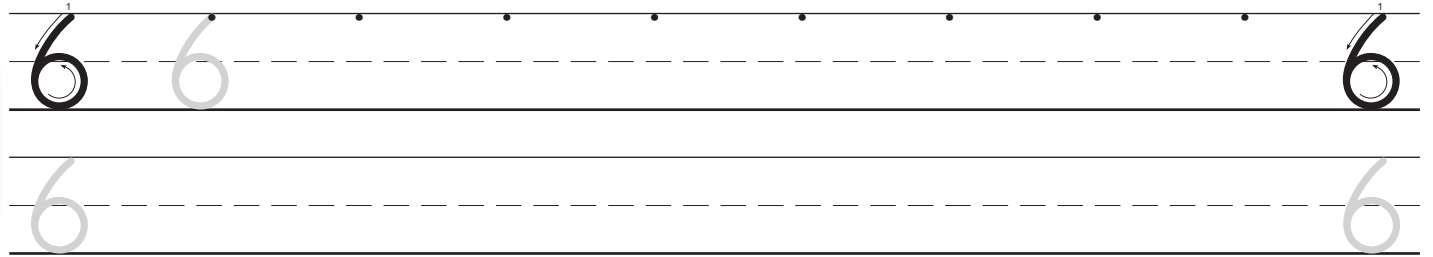


Writing Numbers


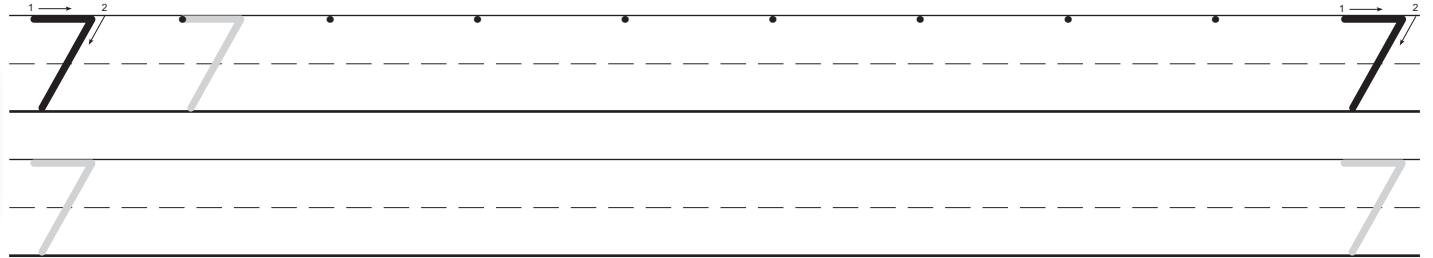


1. Curve down, curve right, curve left (close)

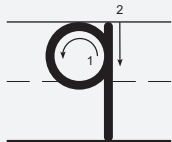
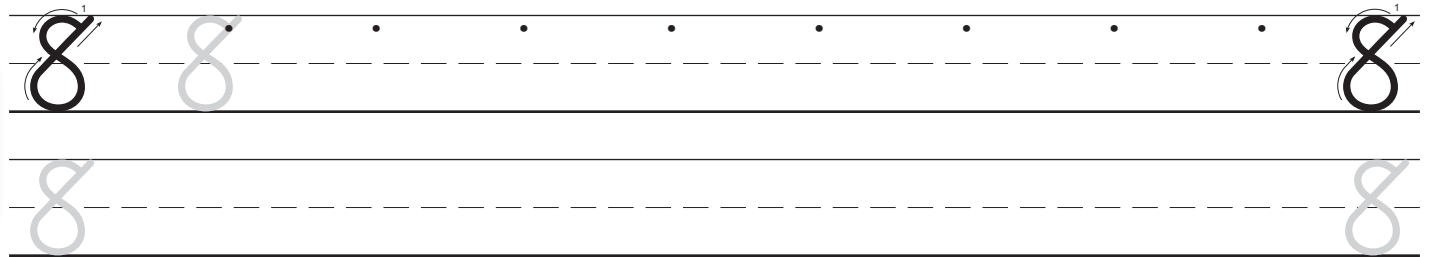
Trace and write the numbers.



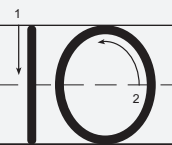
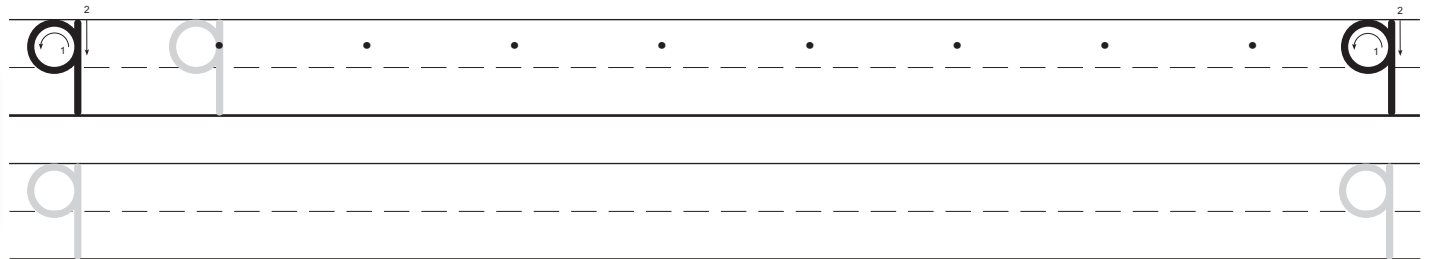
1. Slide right
2. Slant left



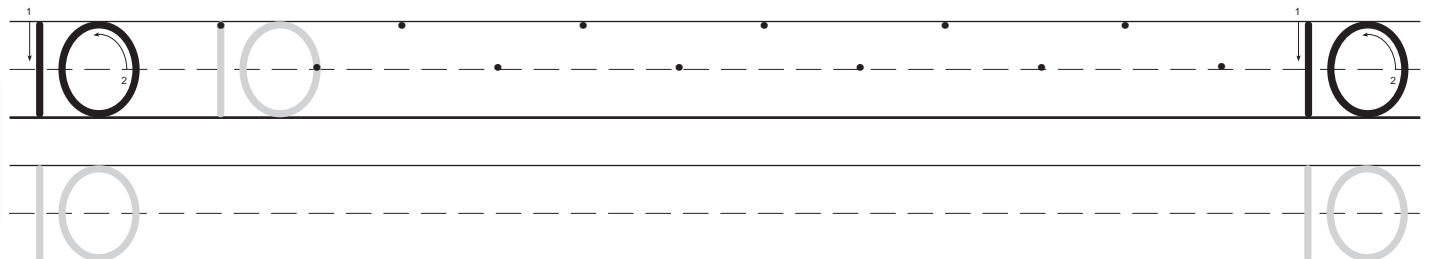
1. Curve left, curve down, curve left, slant right



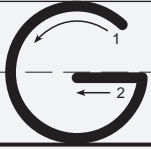
1. Circle left
2. Pull down straight



1. Pull down straight
2. Circle left

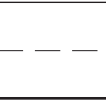
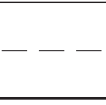
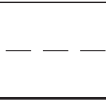
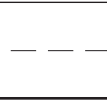
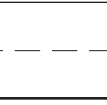
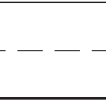
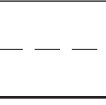
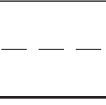
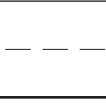
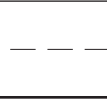
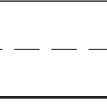
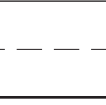
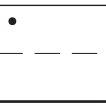
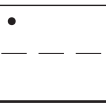
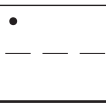
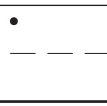
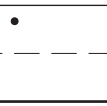
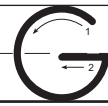


Uppercase G



1. Circle left
2. Slide left

Trace and write the letter.



Trace and write the words. Write the sentence.

Georgia

Greg

Ginger

Georgia

Greg

Ginger




Gary grew up in Germany.

✓ CHECK-UP	
<input type="checkbox"/>	Letter Spacing
<input type="checkbox"/>	Size of Letters
<input type="checkbox"/>	Letter Forms
<input type="checkbox"/>	Line Quality

Lowercase g

1. Circle left
2. Pull down straight, curve left

Trace and write the letter.



Trace and write the words. Write the sentence.



great

goose

girls

goat

great

goose

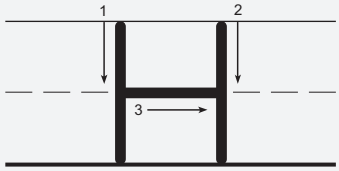
girls

goat

The grasshopper is green.

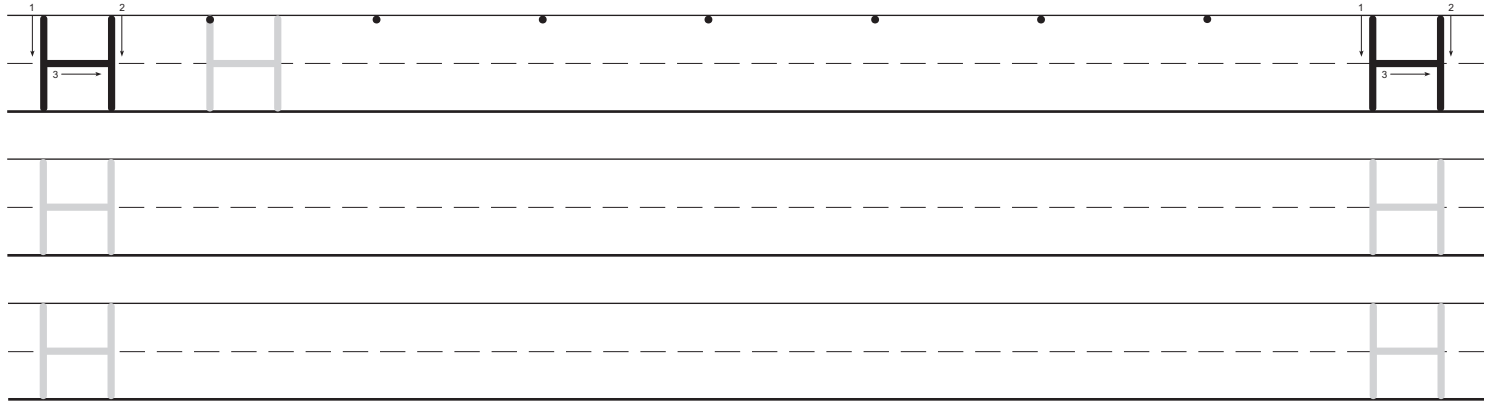
✓ CHECK-UP	
<input type="checkbox"/>	Word Spacing
<input type="checkbox"/>	Size of Letters
<input type="checkbox"/>	Letter Forms
<input type="checkbox"/>	Line Quality

Uppercase H





1. Pull down straight
2. Pull down straight
3. Slide right

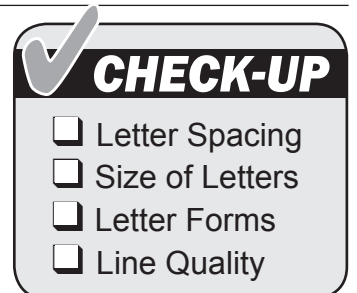
Trace and write the letter.



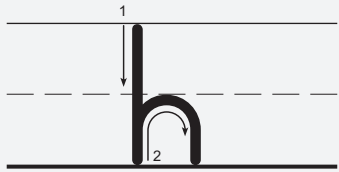
Trace and write the words. Write the sentence.



His horse is named Harley.

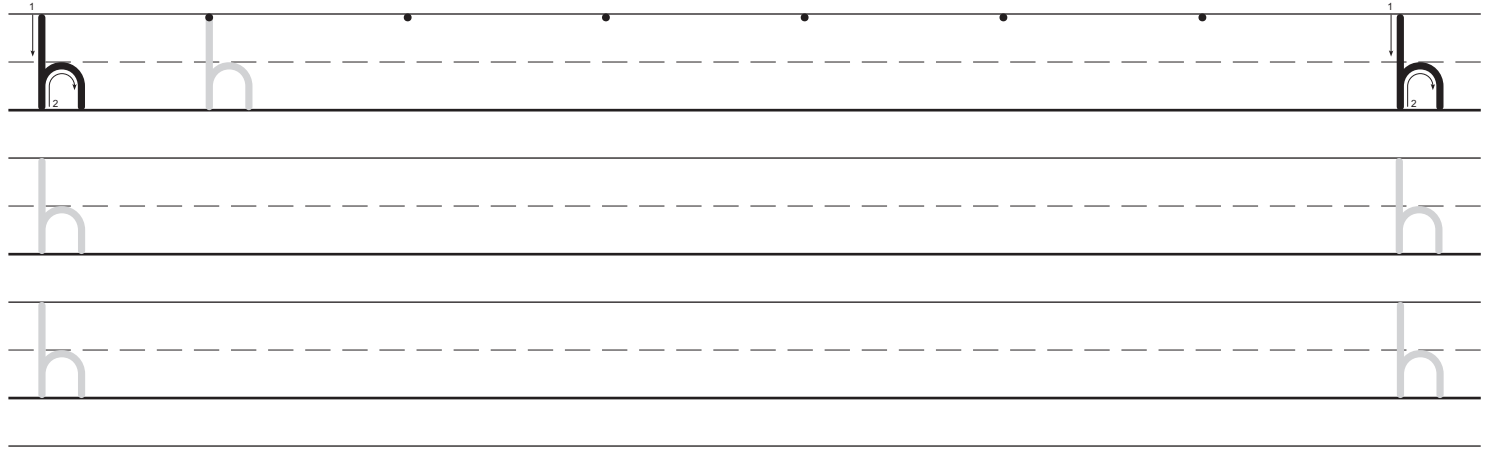


Lowercase h





1. Pull down straight
2. Push up, curve right, pull down straight

Trace and write the letter.



Trace and write the words. Write the sentence.



Hali has three new shirts.

CHECK-UP

☐ Word Spacing

☐ Size of Letters

☐ Letter Forms

☐ Line Quality

Writing Numbers

Counting by Fives Fill in the missing numbers.

5 _____ 15 20 _____ 30 _____ 40

45 _____ 55 _____ 65 70 _____

Write the number for each number word below.

twelve

sixteen

seven

fourteen

nine

twenty

four
five

eleven
sixteen

two
eight

Write the correct word for each number below.

4

8

2


5

11

16

Today's Weather Draw a picture of what your weather is like today.

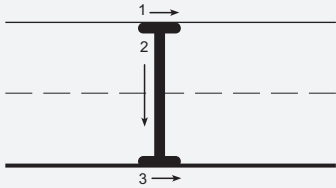
Today's Weather Draw a picture of what your weather is like today.



Write what you would like to do on a day like today.

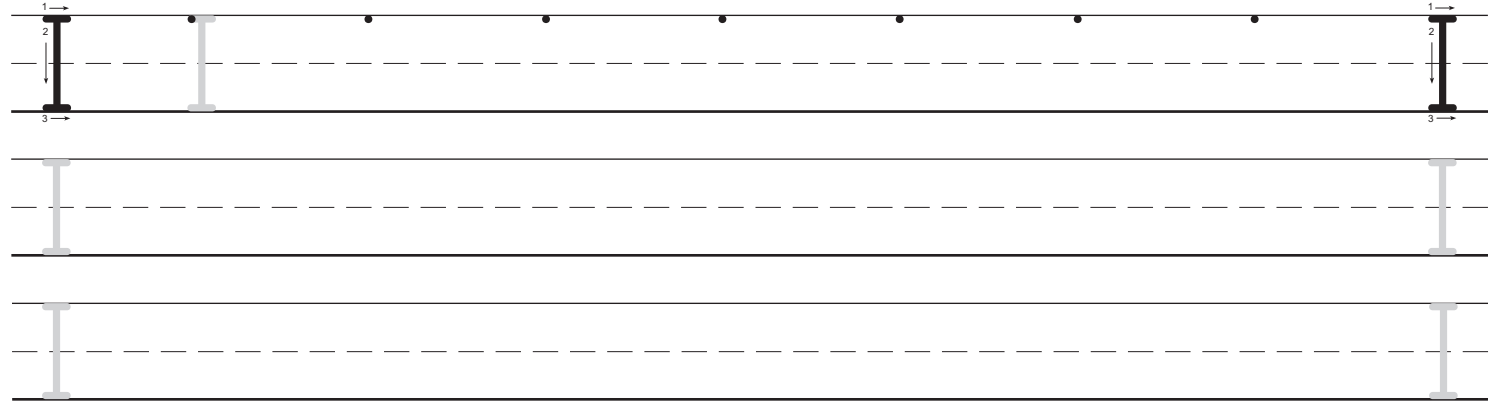
A sheet of handwriting practice paper featuring four identical sets of horizontal lines. Each set consists of three lines: a solid top line, a dashed middle line, and a solid bottom line, providing a guide for letter height and placement.

Uppercase I


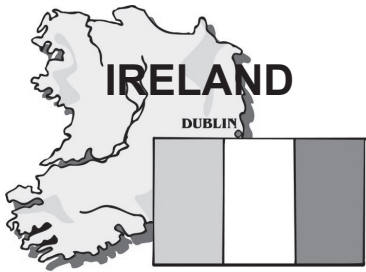


1. Slide right
2. Pull down straight
3. Slide right

Trace and write the letter.

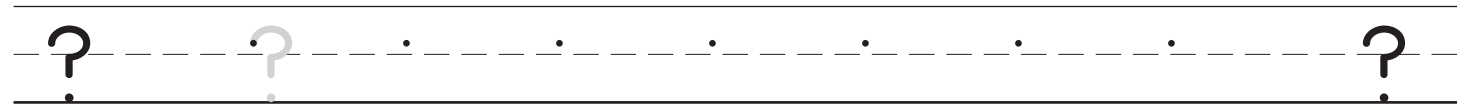


Trace and write the words.



Question Mark ?

Trace and write the question mark. Write the sentence.



Is Irene living in Illinois?




Lowercase i

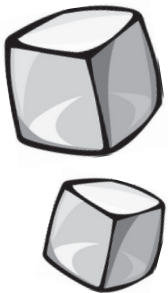


1. Pull down straight
2. Dot

Trace and write the letter.



Trace and write the words. Write the sentence.

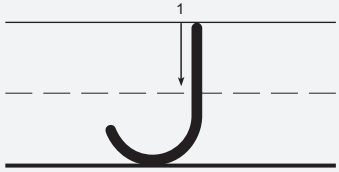


Is ice liquid or solid?

CHECK-UP

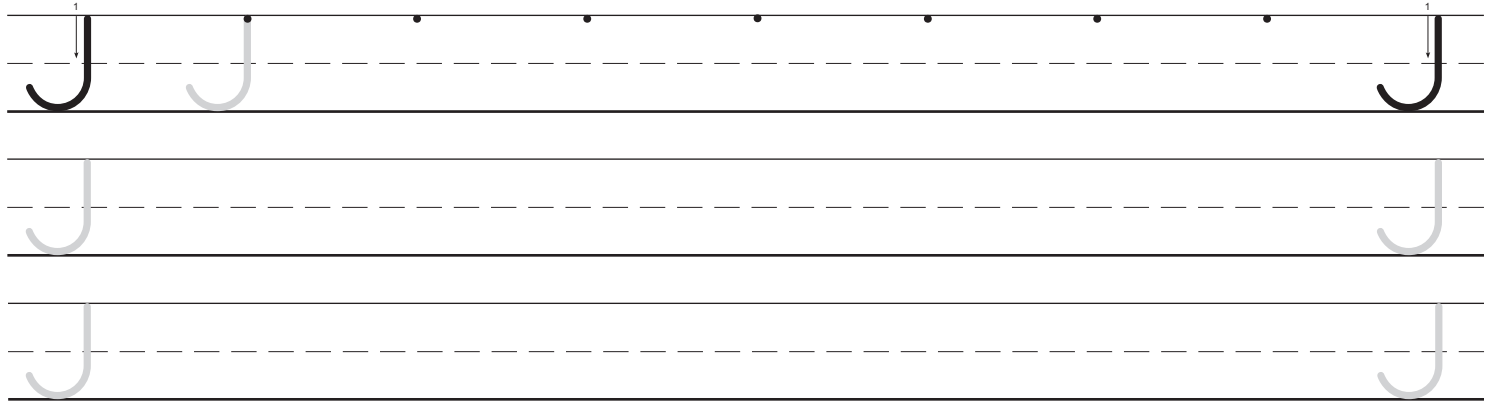
- ☐ Word Spacing
- ☐ Size of Letters
- ☐ Letter Forms
- ☐ Line Quality

Uppercase J





1. Pull down straight, curve left

Trace and write the letter.



Trace and write the words. Write the sentence.

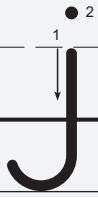


Jill camps in June or July.

CHECK-UP


- ☐ Letter Spacing
- ☐ Size of Letters
- ☐ Letter Forms
- ☐ Line Quality

Lowercase j



1. Pull down straight, curve left
2. Dot

Trace and write the letter.



Trace and write the words. Write the sentence.



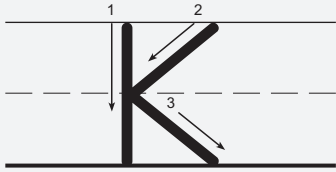
joy	jet	jump	jar	jog
joy	jet	jump	jar	jog

Mount Fuji is in Japan.

CHECK-UP

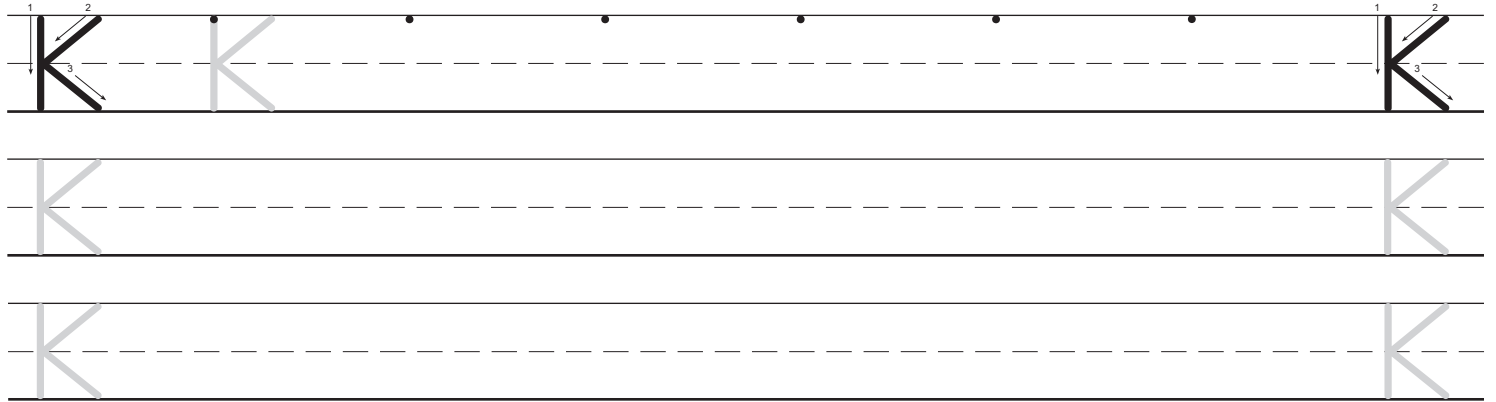
- ☐ Word Spacing
- ☐ Size of Letters
- ☐ Letter Forms
- ☐ Line Quality

Uppercase K




1. Pull down straight
2. Slant left
3. Slant right

Trace and write the letter.



Trace and write the words. Write the sentence.

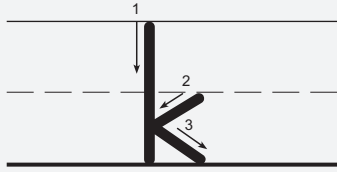


Kyle went to Kansas City.

CHECK-UP

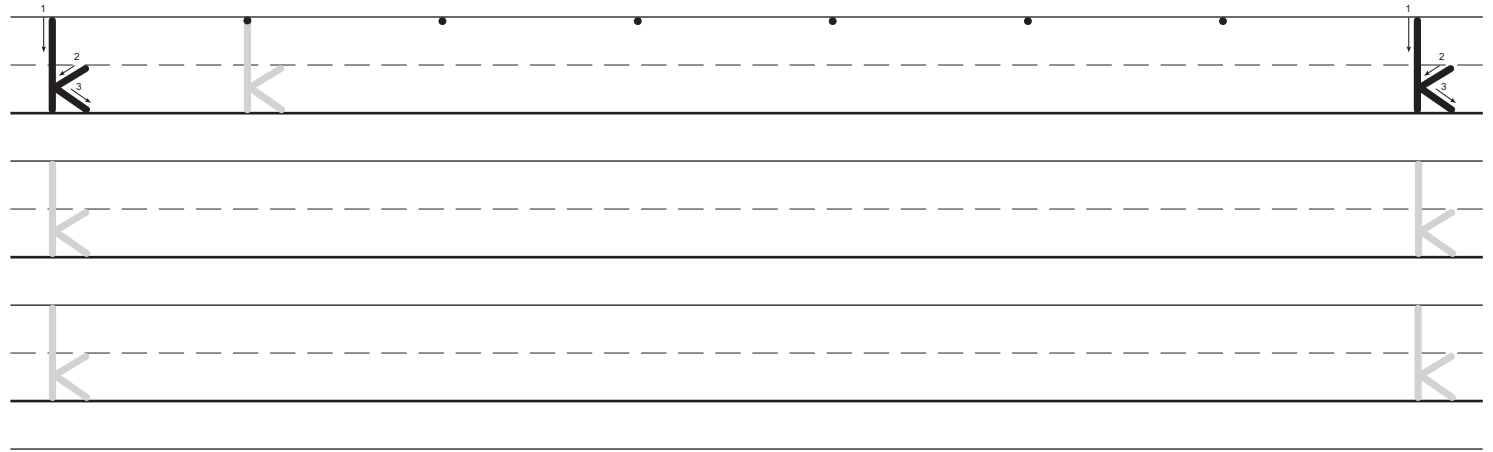
- ☐ Letter Spacing
- ☐ Size of Letters
- ☐ Letter Forms
- ☐ Line Quality

Lowercase k




1. Pull down straight
2. Slant left
3. Slant right

Trace and write the letter.



Trace and write the words. Write the sentence.



Kay kicked the ball to Jack.

CHECK-UP

☐ Word Spacing

☐ Size of Letters

☐ Letter Forms

☐ Line Quality

Plant Parts

Use the words in the box to label the parts of the plant.

leaves
flower
stem
roots




Write the sentence.



A plant's roots hold it to the
ground and give the plant water.

Where Do They Live?

Where does each animal live? What helps them survive? Write your answers below.

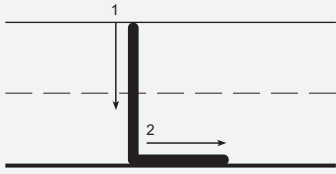


Polar Bear

A set of handwriting practice lines. It consists of two identical horizontal sections. Each section has a solid top line, a dashed midline, and a solid bottom line, providing a guide for letter height and placement.

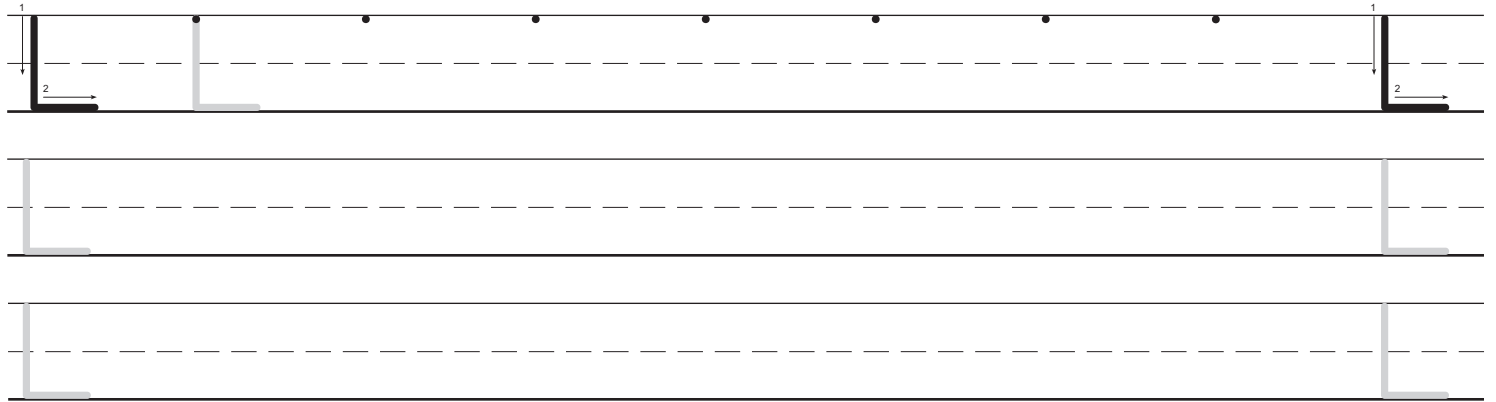
Camel

Uppercase L




1. Pull down straight
2. Slide right

Trace and write the letter.



Trace and write the words. Write the sentence.



Lamar and Lisa grow lilies.

CHECK-UP

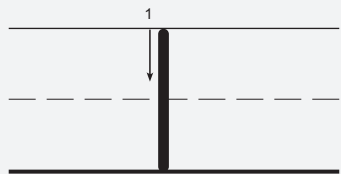
☐ Letter Spacing

☐ Size of Letters

☐ Letter Forms

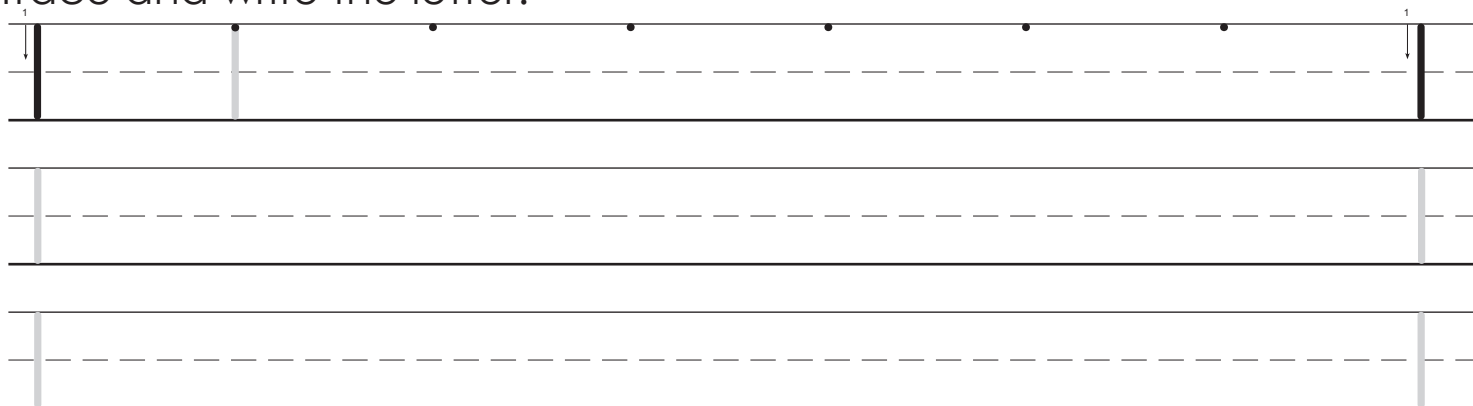
☐ Line Quality

Lowercase l




1. Pull down straight

Trace and write the letter.

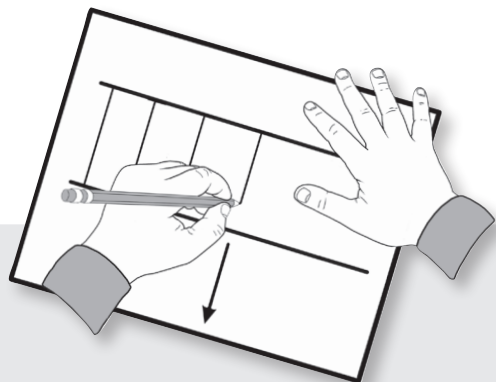


Trace and write the words.

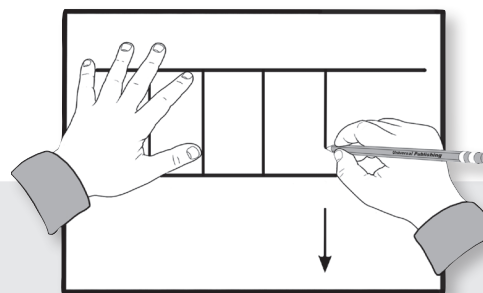


PAPER POSITION

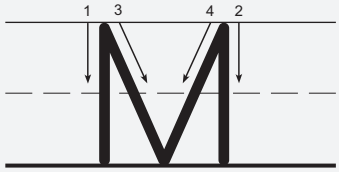
LEFT HAND



RIGHT HAND

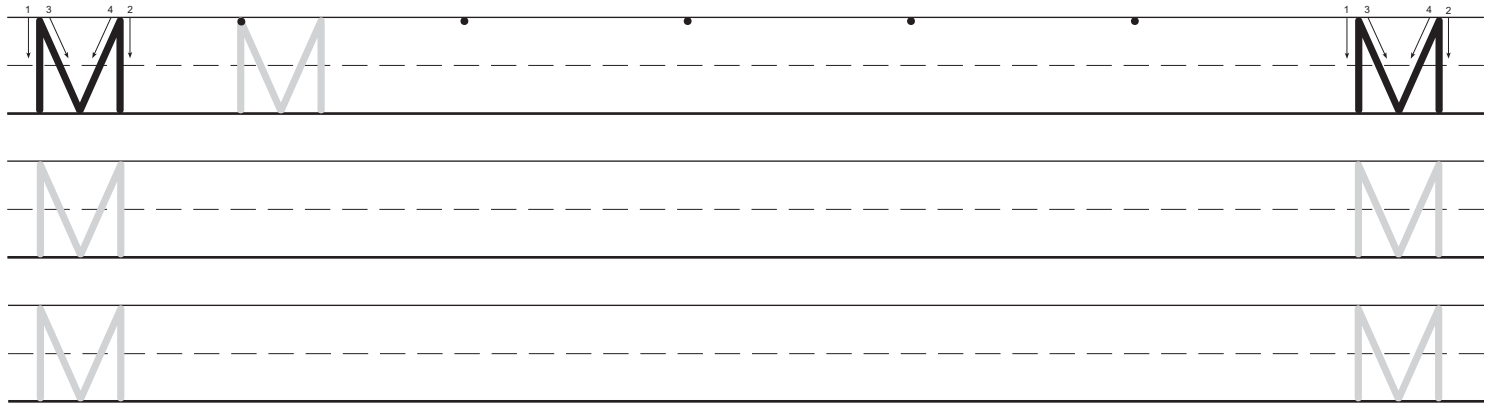


Uppercase M

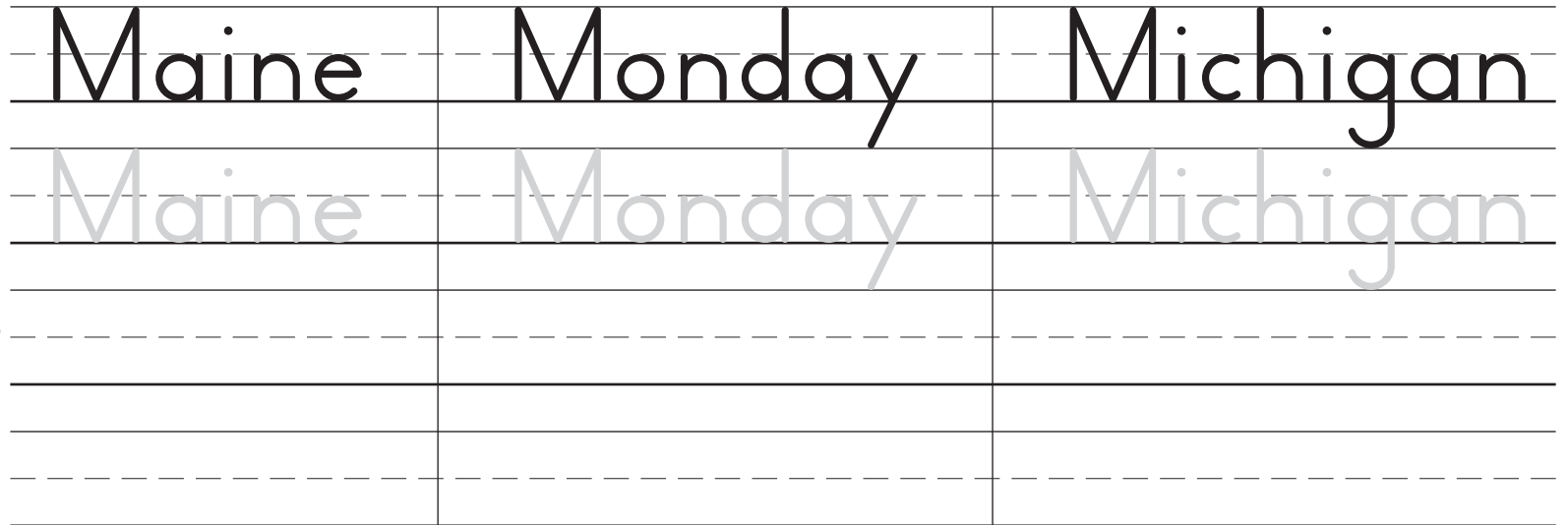


1. Pull down straight
2. Pull down straight
3. Slant right
4. Slant left

Trace and write the letter.



Trace and write the words. Write the sentence.



Memorial Day is in May.

CHECK-UP

- ☐ Letter Spacing
- ☐ Size of Letters
- ☐ Letter Forms
- ☐ Line Quality

Lowercase m




1. Pull down straight
2. Push up, curve right, pull down
3. Push up, curve right, pull down

Trace and write the letter.

Tracing practice lines for the lowercase letter m. The first row shows a solid 'm' with stroke order arrows, followed by dashed 'm' for tracing, and then solid 'm' for independent writing. There are three rows of dashed 'm' for tracing and three rows of solid 'm' for writing.

Trace and write the words. Write the sentence.



morning	minute	money
morning	minute	money

Mother made me mittens.

CHECK-UP

- ☐ Word Spacing
- ☐ Size of Letters
- ☐ Letter Forms
- ☐ Line Quality

Contractions

Write each contraction as two words.

isn't

she'll

he'd

won't

we'll

it's

Write the words as contractions.

he will

are not

I would

we are

can not



she is

Write the sentence.

Don't touch the stove, it's hot!

..... **Telling Time**

Look at each clock and write the time on the lines below.



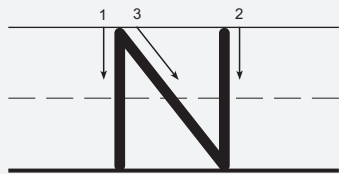
What time does school start?

What time do you go to lunch?

What time do you go to bed?

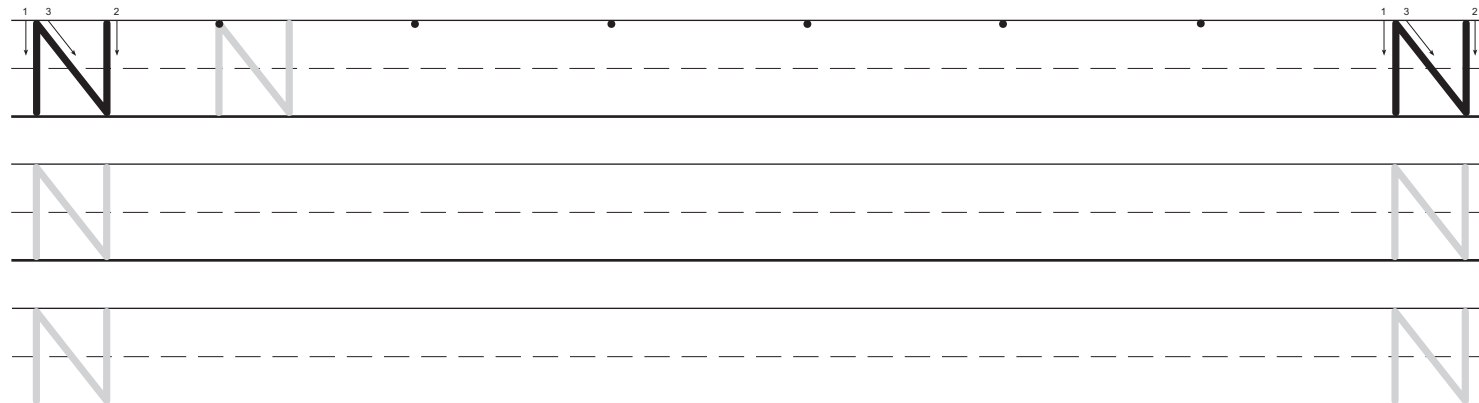
What is your favorite time of day? Why?

Uppercase N





1. Pull down straight
2. Pull down straight
3. Slant right

Trace and write the letter.



Trace and write the words. Write the sentence.



Nathan lives in Nevada.

CHECK-UP

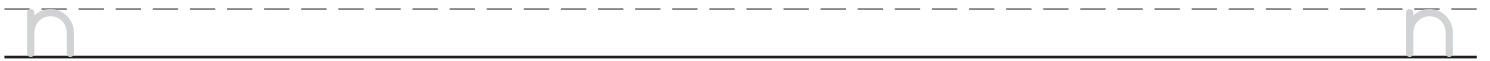


- ☐ Letter Spacing
- ☐ Size of Letters
- ☐ Letter Forms
- ☐ Line Quality

Lowercase n



1. Pull down straight
2. Push up, curve right, pull down straight

Trace and write the letter.



Trace and write the words. Write the sentence.



nest night nickel name

nest night nickel name

Daniel Boone was a pioneer.

CHECK-UP

- ☐ Word Spacing
- ☐ Size of Letters
- ☐ Letter Forms
- ☐ Line Quality

Writing Numbers

Write the answer to the problem. Then write the problem in words, as shown below.

$$13 - 6 = \underline{7}$$

Words to Know

plus

minus

equals

Thirteen minus six equals seven.

$$5 + 10 = \underline{\quad}$$

$$4 + 7 = \underline{\quad}$$

$$18 - 10 = \underline{\quad}$$

Words That Rhyme

Write one word that rhymes with each of the words below.

cat

book

pail

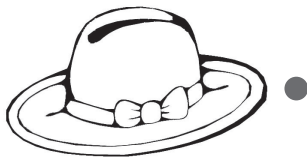
nap

Write the word next to each picture. Then draw a line to the words that rhyme.


moon



hat



dog




bat



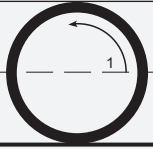
frog



balloon



Uppercase O



1. Circle left

Trace and write the letter.


Tracing practice for the uppercase letter O. The first row shows a solid O, a dashed O, and a series of dots for independent writing. The next two rows each contain two dashed O's for tracing and two empty spaces for independent writing.



Trace and write the words. Write the sentence.

October	Ohio	Oklahoma
October	Ohio	Oklahoma

Oranges grow in Orlando.

**CHECK-UP**

- ☐ Letter Spacing
- ☐ Size of Letters
- ☐ Letter Forms
- ☐ Line Quality

Lowercase o



1. Circle left

Trace and write the letter.



.

.

.

.

.



Trace and write the words. Write the sentence.

ocean

octopus

owl


order

ocean

octopus

owl

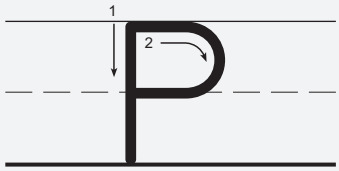
order



People need food to grow.

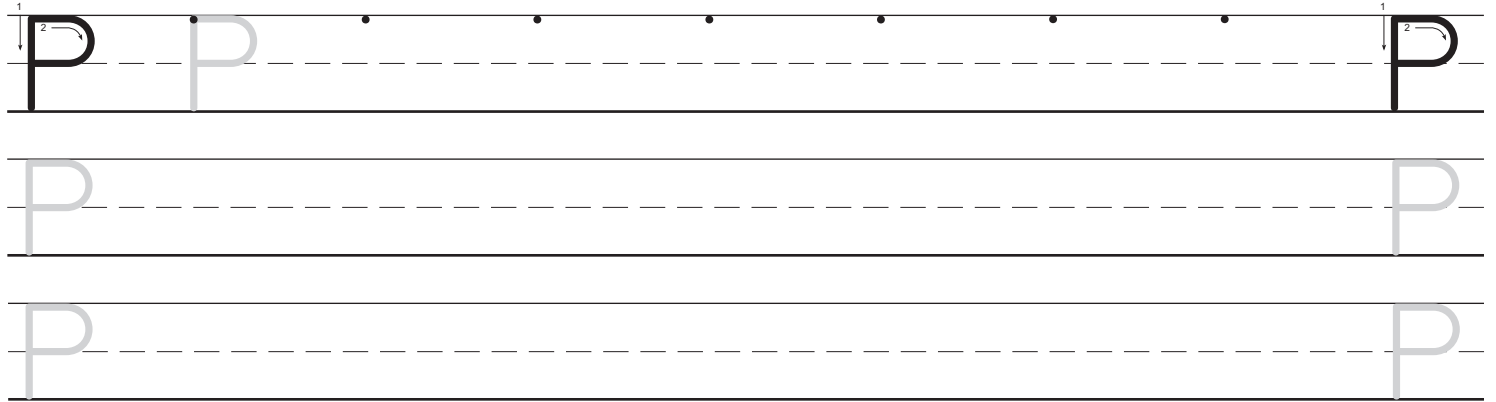
✓ CHECK-UP	
<input type="checkbox"/>	Word Spacing
<input type="checkbox"/>	Size of Letters
<input type="checkbox"/>	Letter Forms
<input type="checkbox"/>	Line Quality

Uppercase P




1. Pull down straight
2. Slide right, curve down, slide left

Trace and write the letter.



Trace and write the words. Write the sentence.



Please call Pam for Paula.


✓	CHECK-UP
<input type="checkbox"/>	Letter Spacing
<input type="checkbox"/>	Size of Letters
<input type="checkbox"/>	Letter Forms
<input type="checkbox"/>	Line Quality

Lowercase p

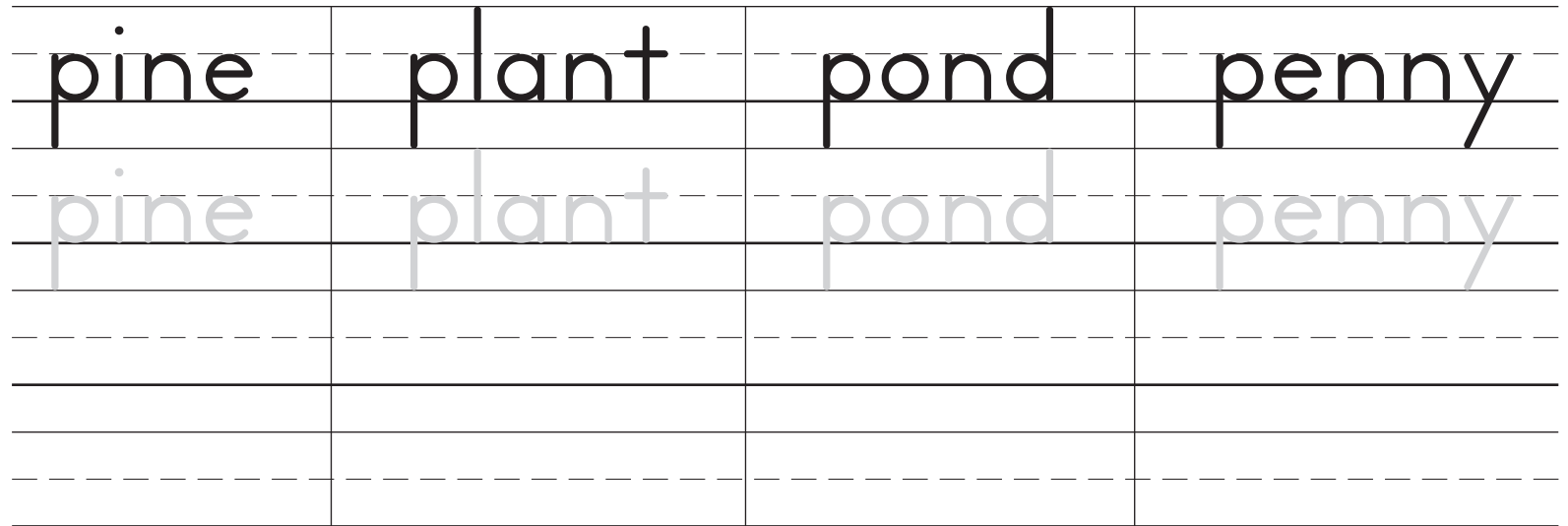


1. Pull down straight
2. Circle right

Trace and write the letter.



Trace and write the words. Write the sentence.

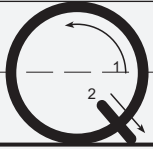


Please pass the potatoes.

CHECK-UP

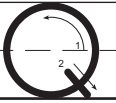
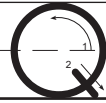
- ☐ Word Spacing
- ☐ Size of Letters
- ☐ Letter Forms
- ☐ Line Quality

Uppercase Q



1. Circle left
2. Slant right

Trace and write the letter.



Write the words.

Quinton

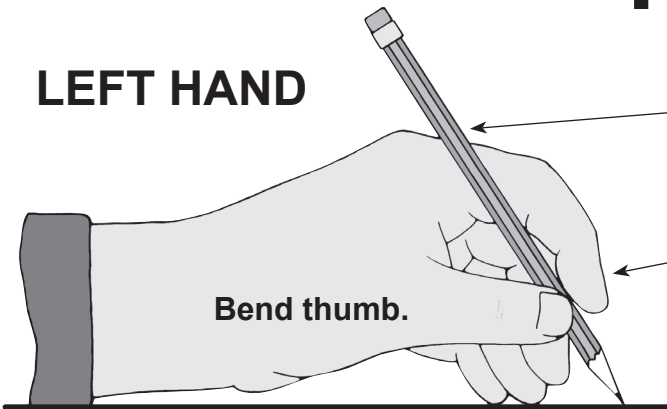
Quincy

Quebec

Quinn

Pencil Position

LEFT HAND

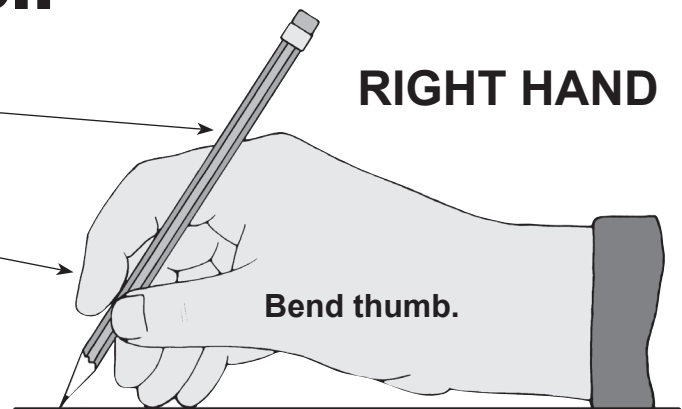


Bend thumb.

Pencil is held near
large knuckle.

First finger rests on
top of pencil.

RIGHT HAND




Bend thumb.

Lowercase q



1. Circle left
2. Pull down straight, curve right

Trace and write the letter.



Trace and write the words. Write the sentence.



quit	quick	quiet	queen
quit	quick	quiet	queen

The queen was very quiet.

CHECK-UP

☐ Word Spacing

☐ Size of Letters

☐ Letter Forms

☐ Line Quality

Days of the Week

Write the days of the week in order.

Thursday

Sunday

Wednesday

Tuesday

Saturday

Monday

Friday

1.

2.

3.

4.

5.

6.

7.

Unscramble the day: **uadSrtay**

What is your favorite day of the week? Why?

Compound Words

Trace the words. Then combine each word with a word from the box to create a compound word. Write the new word.

Original Word

New Word (Compound Word)

cow

rain

after

lady

butter

foot

birth

your

bug

day

fly

bow

ball

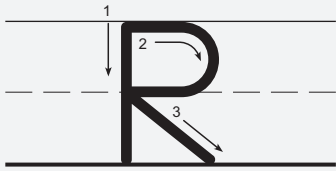
noon

boy

self

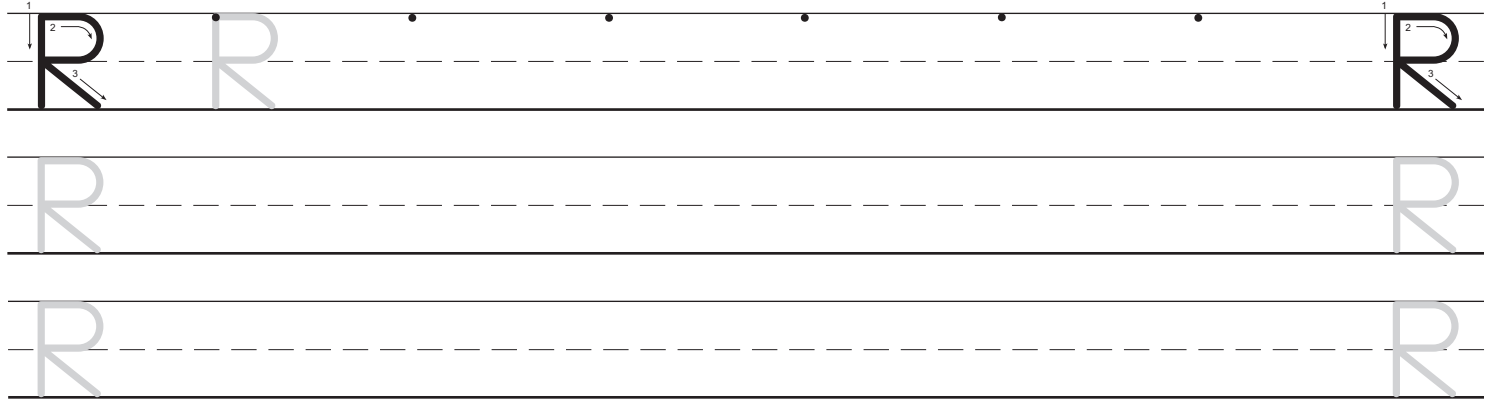


Uppercase R





1. Pull down straight
2. Slide right, curve down, slide left
3. Slant right

Trace and write the letter.



Trace and write the words. Write the sentence.



Is Ron from Rhode Island?

CHECK-UP

- ☐ Letter Spacing
- ☐ Size of Letters
- ☐ Letter Forms
- ☐ Line Quality

Lowercase r



1. Pull down straight
2. Push up, curve right

Trace and write the letter.

Tracing practice lines for the lowercase letter 'r'. The first row shows a solid 'r' with stroke numbers, followed by dashed 'r's for tracing, and then solid 'r's for independent writing.



Trace and write the words. Write the sentence.

rabbit	river	right	read
rabbit	river	right	read

Terri rested after running.

CHECK-UP

- ☐ Word Spacing
- ☐ Size of Letters
- ☐ Letter Forms
- ☐ Line Quality

Uppercase S

S

1. Curve left,
curve down,
curve left

Trace and write the letter.

S S S

S S

S S



Trace and write the words. Write the sentence.

Susanne	Sam	Santa Fe
Susanne	Sam	Santa Fe

Steven can speak Spanish.

CHECK-UP

- ☐ Letter Spacing
- ☐ Size of Letters
- ☐ Letter Forms
- ☐ Line Quality

Lowercase s

s

1. Curve left,
curve down,
curve left

Trace and write the letter.

s

s

.

.

.

.

.

s

s

s

s

s

Trace and write the words. Write the sentence.

seals

sister

shoes


seven

seals

sister

shoes

seven

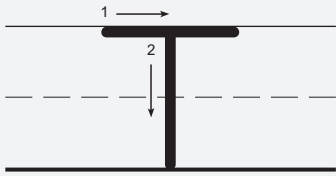


Susan saw seven silly seals.

 **CHECK-UP**

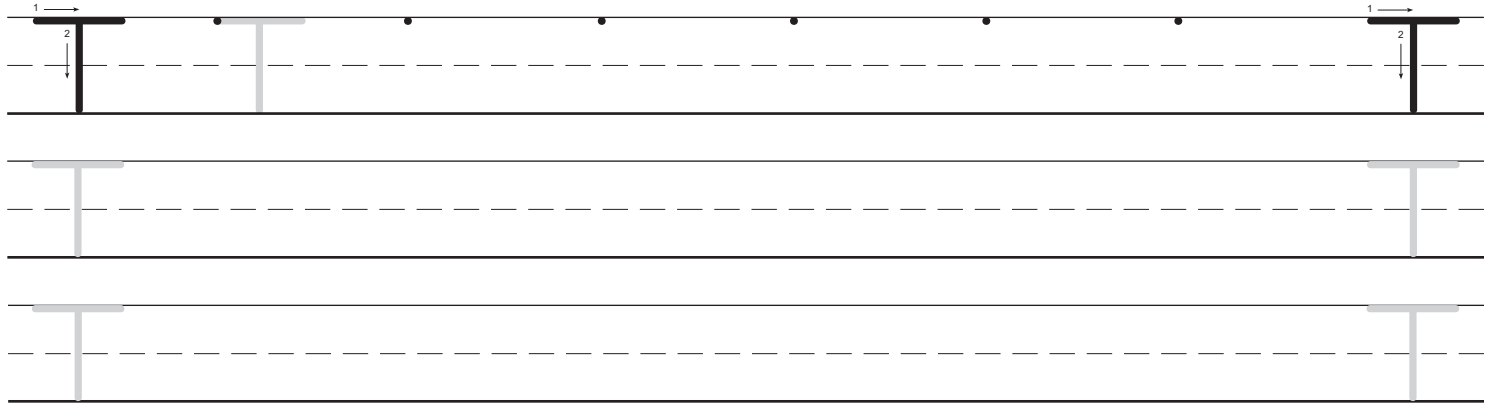
- ☐ Word Spacing
- ☐ Size of Letters
- ☐ Letter Forms
- ☐ Line Quality

Uppercase T




1. Slide right
2. Pull down straight

Trace and write the letter.



Trace and write the words. Write the sentence.

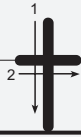


Tom lives in Temple, Texas.

CHECK-UP

- ☐ Letter Spacing
- ☐ Size of Letters
- ☐ Letter Forms
- ☐ Line Quality

Lowercase t




1. Pull down straight
2. Slide right

Trace and write the letter.

Tracing practice lines for the lowercase letter 't'. The first row shows a solid 't' with stroke order arrows, followed by a dashed 't' for tracing, and then a solid 't' for independent writing. The second and third rows each contain two dashed 't's for tracing and two solid 't's for independent writing.

Trace and write the words. Write the sentence.

tree	truth	thanks	time
tree	truth	thanks	time

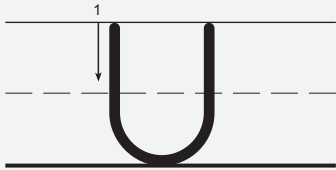


Tate and Rita are twins.

**CHECK-UP**

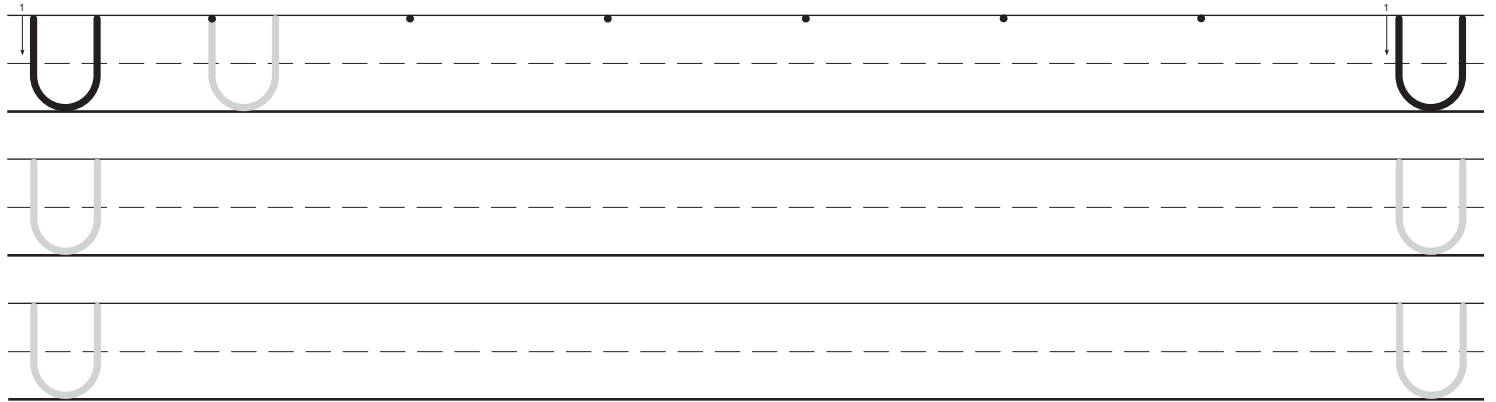
- ☐ Word Spacing
- ☐ Size of Letters
- ☐ Letter Forms
- ☐ Line Quality

Uppercase U



1. Pull down straight, curve right, push up straight

Trace and write the letter.



Write the sentence.


The letters U.S.A. stand for




United States of America.

 **CHECK-UP**

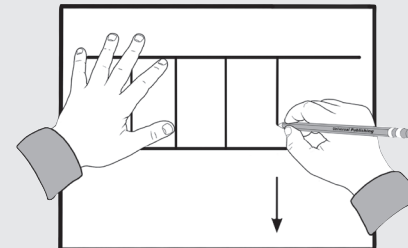
- ☐ Letter Spacing
- ☐ Size of Letters
- ☐ Letter Forms
- ☐ Line Quality



**LEFT
HAND**



**PAPER
POSITION**



**RIGHT
HAND**

Lowercase u



1. Pull down straight, curve right, push up straight
2. Pull down straight

Trace and write the letter.

Tracing practice lines for the letter 'u'. The first row shows a solid 'u' with stroke order arrows, followed by dashed 'u's for tracing, and then solid 'u's for writing. There are three rows of practice lines.

Trace and write the words. Write the sentence.



upon	under	use	uncle
upon	under	use	uncle

Lucy is under the umbrella.

**CHECK-UP**

- ☐ Word Spacing
- ☐ Size of Letters
- ☐ Letter Forms
- ☐ Line Quality

Number Practice

Write the numbers in order from smallest to largest.

83

17

56

29

43

70

Write the answers to the following questions.

**How many people are
in your class?**

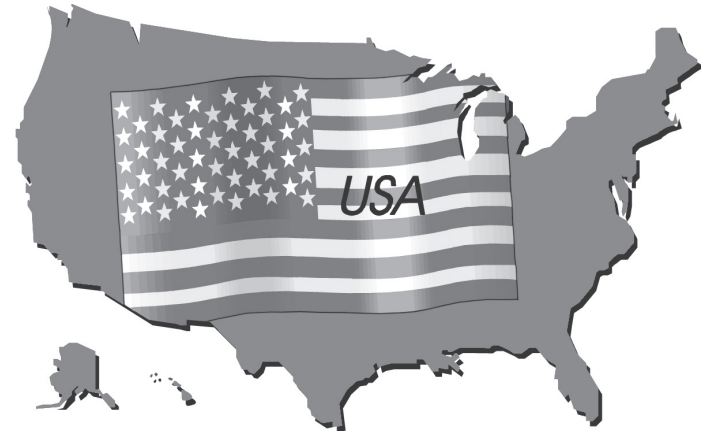
**How many letters are
in the alphabet?**

**In what year were
you born?**

**How many states are
in the United States?**

What is your favorite number? Why?

A B C D E F G H I J K L M



N O P Q R S T U V W X Y Z

Writing Numbers

Write the answer to the problem. Then write the problem in words, as shown below.

$$12 + 3 = 15$$

Words to Know

plus

minus

equals

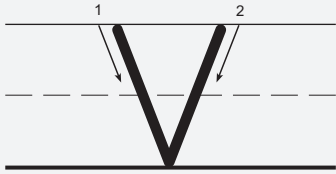
Twelve plus three equals fifteen.

$$8 - 6 = \underline{\quad}$$

$$10 + 4 = \underline{\quad}$$

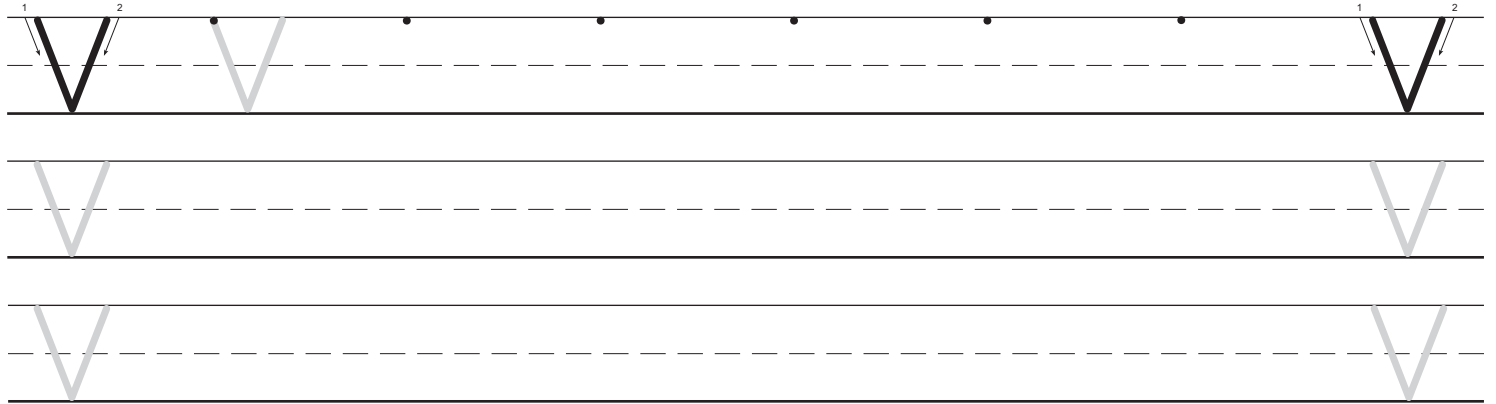
$$16 - 9 = \underline{\quad}$$

Uppercase V

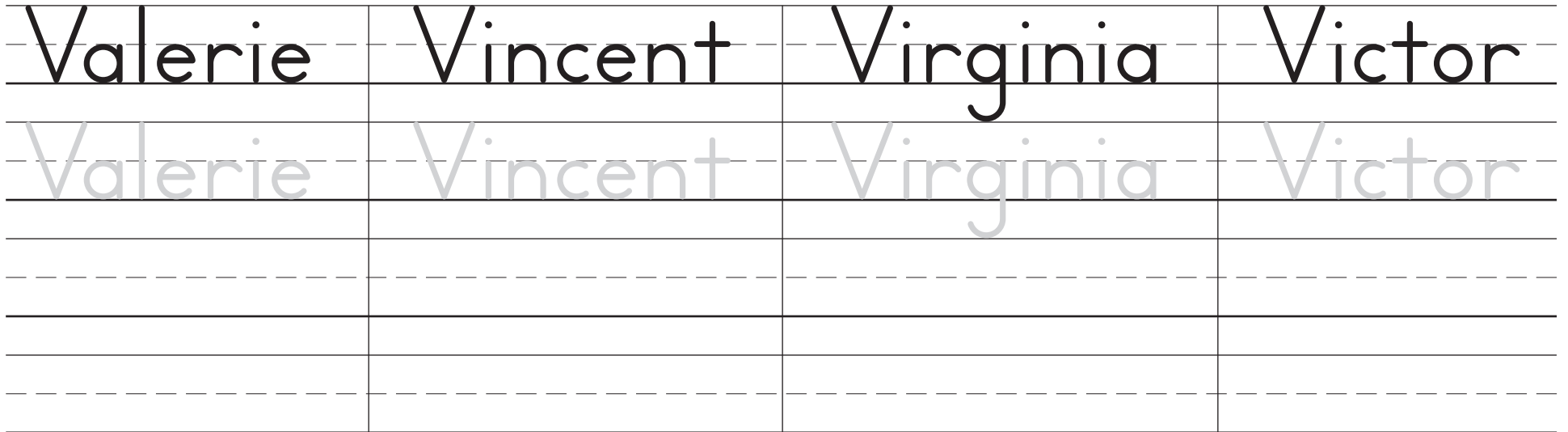


1. Slant right
2. Slant left

Trace and write the letter.



Trace and write the words. Write the sentence.

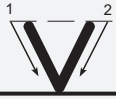


Veronica lives in Vermont.

CHECK-UP


- ☐ Letter Spacing
- ☐ Size of Letters
- ☐ Letter Forms
- ☐ Line Quality

Lowercase v




1. Slant right
2. Slant left

Trace and write the letter.



Trace and write the words. Write the sentence.

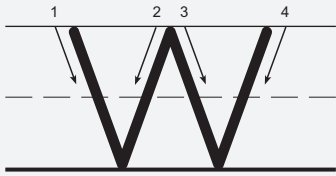


Eva visited Steve today.

CHECK-UP

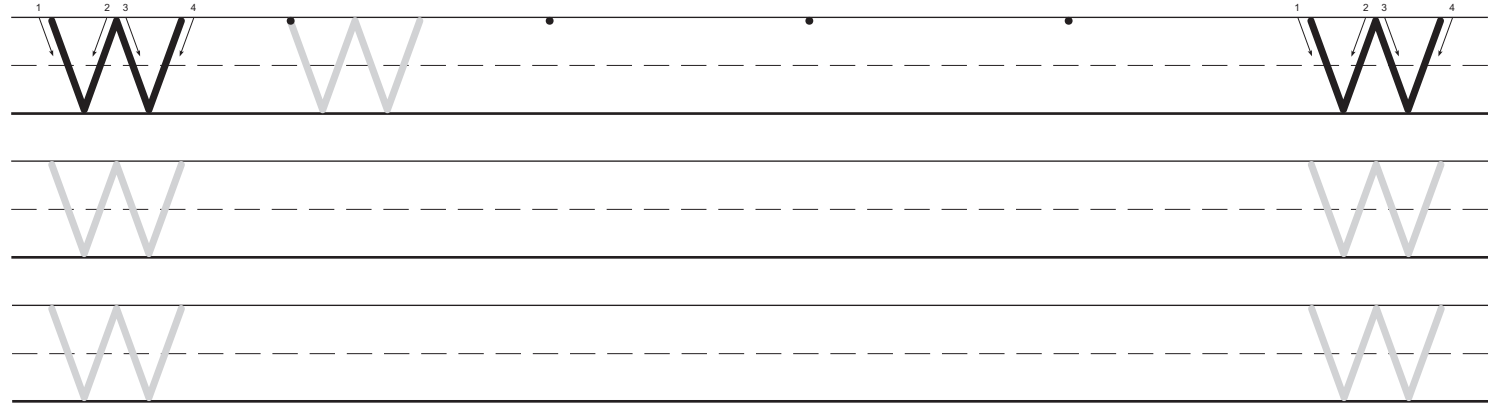
- ☐ Word Spacing
- ☐ Size of Letters
- ☐ Letter Forms
- ☐ Line Quality

Uppercase W




1. Slant right
2. Slant left
3. Slant right
4. Slant left

Trace and write the letter.



Trace and write the words. Write the sentence.



Will Wes sing with Wade?

CHECK-UP

☐ Letter Spacing

☐ Size of Letters

☐ Letter Forms

☐ Line Quality

Lowercase w



1. Slant right
2. Slant left
3. Slant right
4. Slant left

Trace and write the letter.



Trace and write the words. Write the sentence.

water

who

white

would

water

who

white

would

Wow! Wayne won a watch.

CHECK-UP

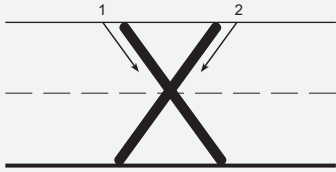
☐ Word Spacing

☐ Size of Letters

☐ Letter Forms

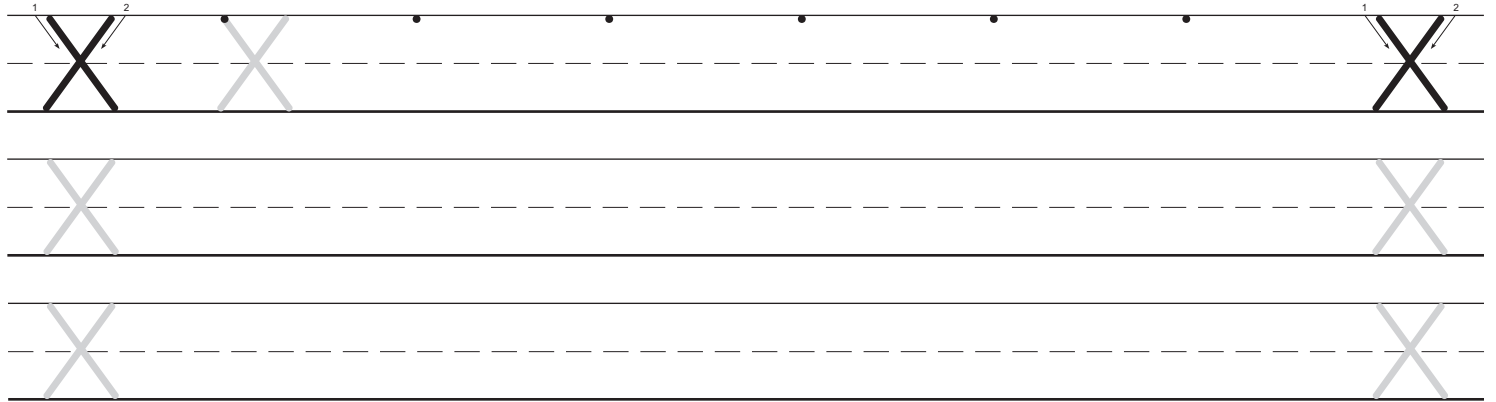
☐ Line Quality

Uppercase X



1. Slant right
2. Slant left

Trace and write the letter.

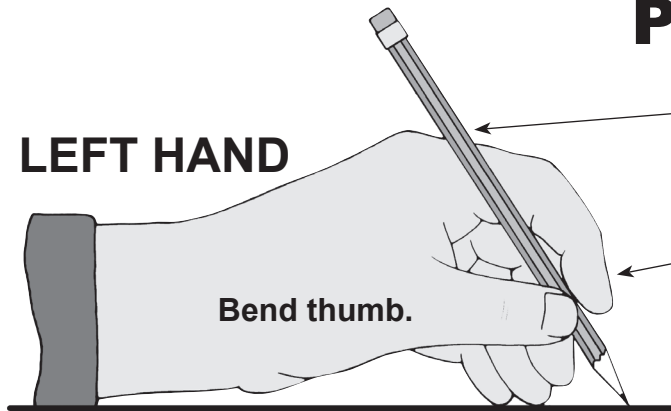


Write the words.

Xavier Xena

Pencil Position

LEFT HAND

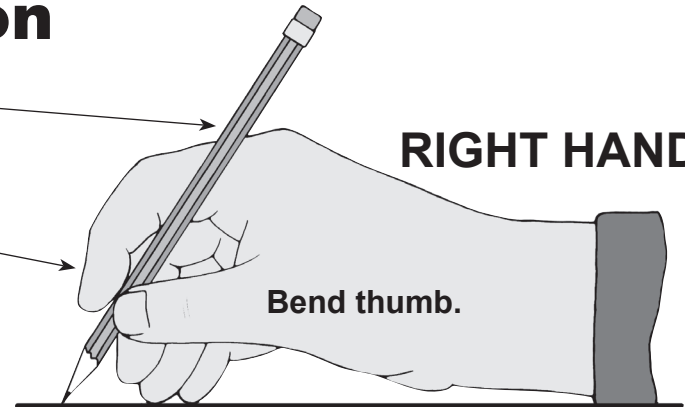


Bend thumb.

Pencil is held near
large knuckle.

First finger rests on
top of pencil.

RIGHT HAND



Bend thumb.

Write the sentence.

Xander went to Mexico.

CHECK-UP

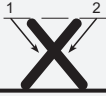
☐ Letter Spacing

☐ Size of Letters

☐ Letter Forms


☐ Line Quality

Lowercase x



1. Slant right
2. Slant left

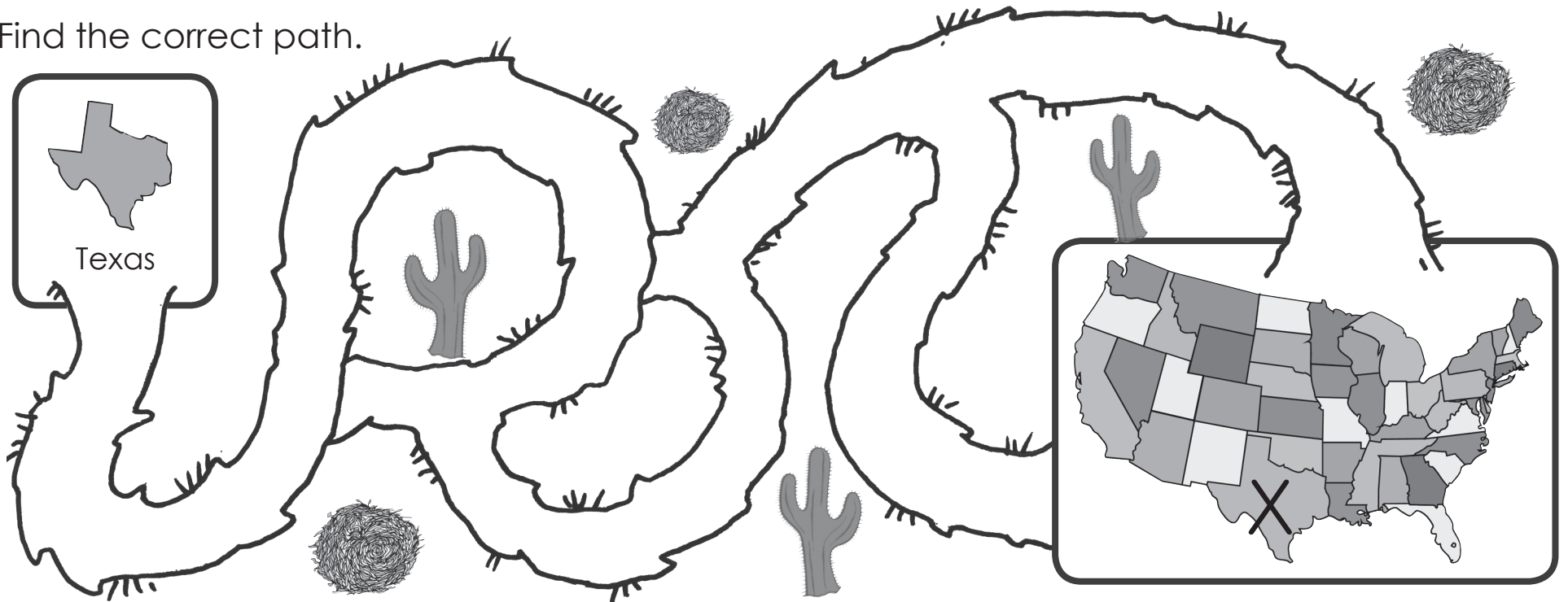
Trace and write the letter.



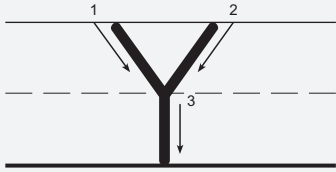
Write the words.

Texas exit fox

Find the correct path.

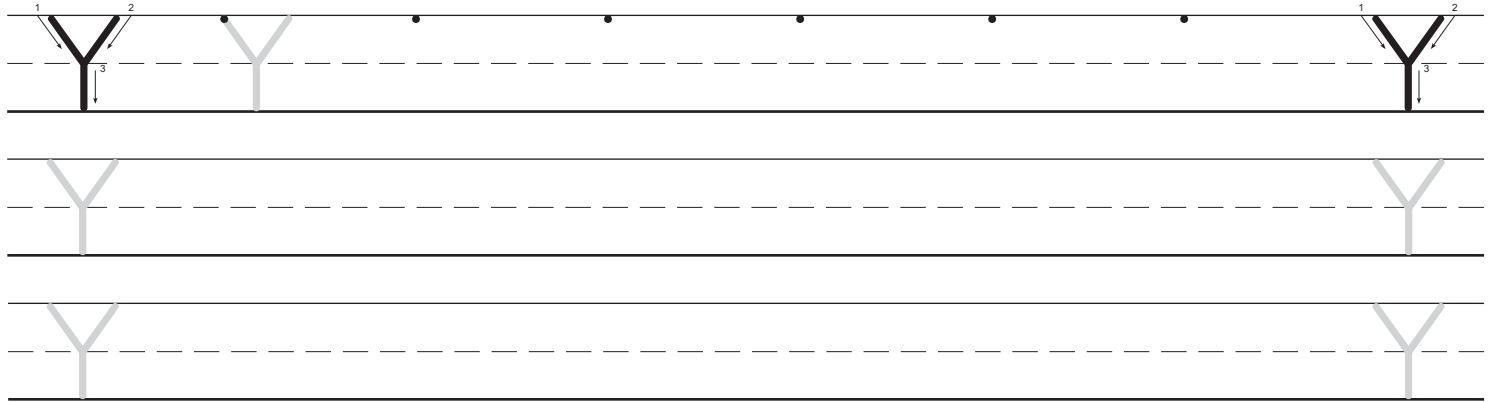


Uppercase Y



1. Slant right
2. Slant left
3. Pull down straight

Trace and write the letter.



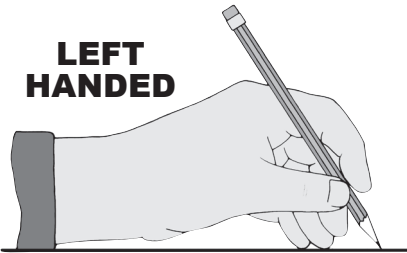
Write the words.

Yvette

Yolanda

PENCIL POSITION

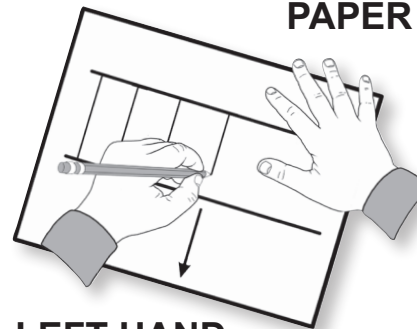
**LEFT
HANDED**



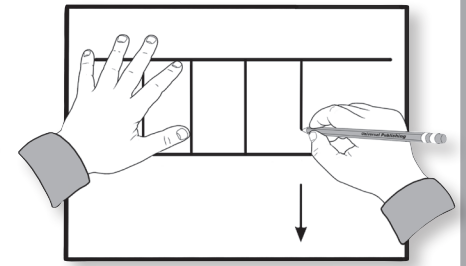
**RIGHT
HANDED**



PAPER POSITION



LEFT HAND



RIGHT HAND

Write the sentence.

You can go to New York.

**CHECK-UP**

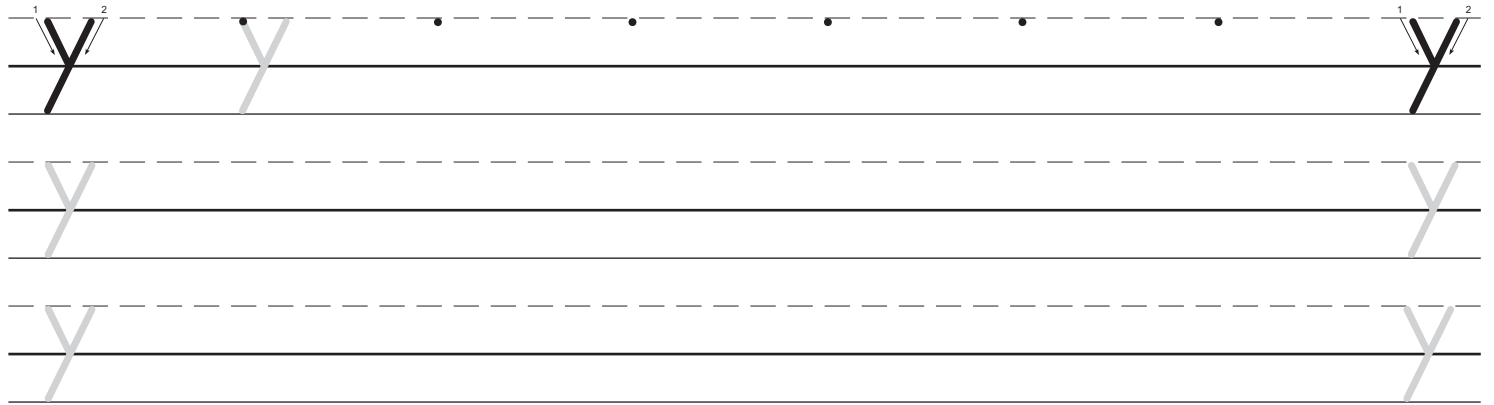
- ☐ Letter Spacing
- ☐ Size of Letters
- ☐ Letter Forms
- ☐ Line Quality

Lowercase y



1. Slant right
2. Slant left

Trace and write the letter.



Trace and write the words. Write the sentence.

yarn	your	yam	yellow
yarn	your	yam	yellow



Maya saw Jay yesterday.

CHECK-UP

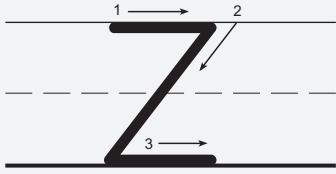
☐ Word Spacing

☐ Size of Letters

☐ Letter Forms

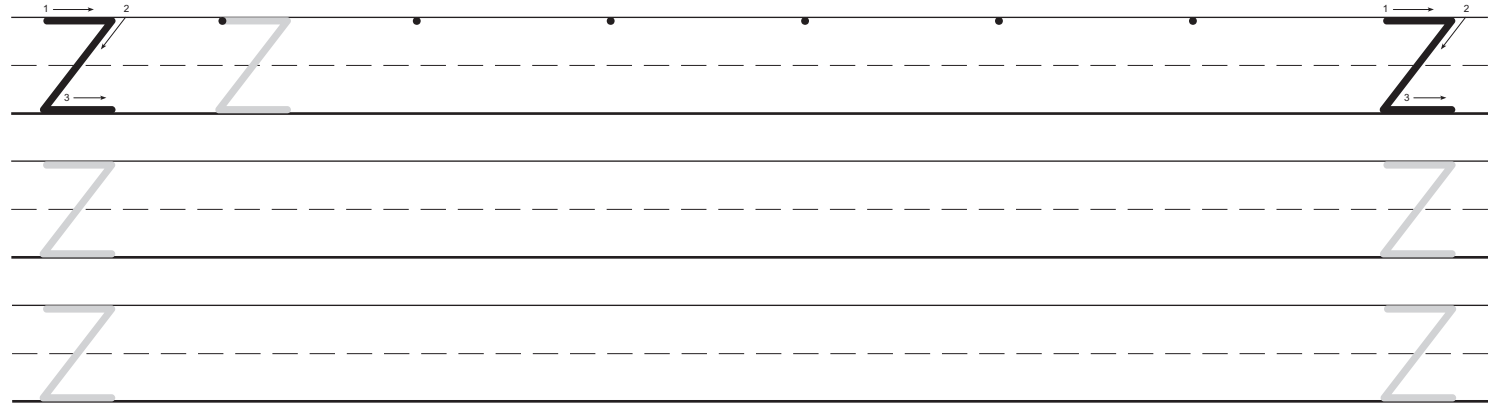
☐ Line Quality

Uppercase Z

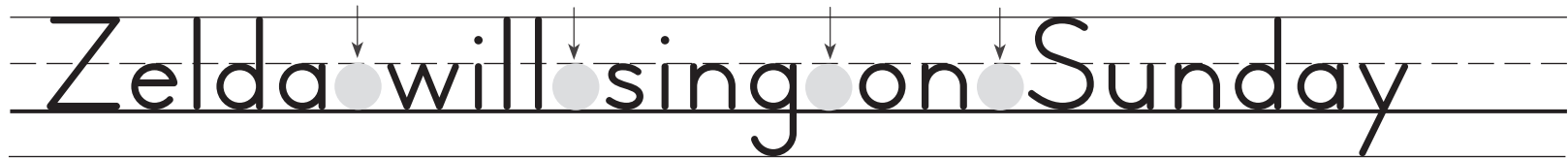


1. Slide right
2. Slant left
3. Slide right

Trace and write the letter.



Spacing between Words Allow enough space between words for one lowercase o.
Study the example below.



Write the sentences. Be sure your word spacing is correct.

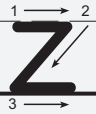
Zain and Zoe went out for pizza.

Zita lives in New Zealand.

**CHECK-UP**

- ☐ Word Spacing
- ☐ Size of Letters
- ☐ Letter Forms
- ☐ Line Quality

Lowercase z

A large lowercase letter 'z' is shown on a three-line grid. Numbered arrows indicate the stroke order: 1. Slide right (top line to middle line), 2. Slant left (middle line to bottom line), 3. Slide right (bottom line to middle line).

1. Slide right
2. Slant left
3. Slide right

Trace and write the letter.

Tracing practice lines for the lowercase letter 'z'. The first row shows a solid 'z' with stroke order arrows, followed by dashed 'z' for tracing, and then solid 'z' for independent writing. This pattern repeats for two more rows.

Trace and write the words. Write the sentence.



ZEBRA

zero	zipper	zoom	zigzag
zero	zipper	zoom	zigzag

Zoe saw zebras at the zoo.

 **CHECK-UP**

- ☐ Word Spacing
- ☐ Size of Letters
- ☐ Letter Forms
- ☐ Line Quality

My Picture and Story

Draw a picture. On the next page, write a story about your picture.



This image shows a sheet of handwriting practice paper. It contains ten identical sets of horizontal lines, each set consisting of three lines: a solid top line, a dashed middle line, and a solid bottom line. These sets are arranged vertically down the page, providing a guide for letter height and placement.

Post Test



Stop, look, and listen
before you cross the street.
Use your eyes and use your ears
before you use your feet.



Write the sentences.

Handwriting practice lines consisting of solid top and bottom lines with a dashed middle line. There are eight sets of these lines for writing practice.

 **CHECK-UP**

- ☐ Letter Spacing
- ☐ Size of Letters
- ☐ Letter Forms
- ☐ Line Quality