Universal PUBLISHING

Handwriting Practice Blackline Masters

Cursive

Uppercase A

1. Downcurve
2. Undercurve
3. Slant
4. Undercurve

Trace and write the letters.

Lowercase a

1. Downcurve
2. Undercurve
3. Slant
4. Undercurve

Trace and write the letters.

Copyright © 2020, Universal Publishing

Uppercase B

1. Undercurve
2. Slant
3. Retrace, curve forward and back
4. Curve forward and back
5. Swing right

Trace and write the letters.

Lowercase b

1. Undercurve, curve back
2. Slant
3. Sharp undercurve
4. Retrace, swing right

Trace and write the letters.

Copyright © 2020, Universal Publishing

Uppercase C

1. Short slant
2. Curve back, downcurve
3. Undercurve

Trace and write the letters.

Lowercase c

1. Short slant
2. Curve back, sharp downcurve
3. Undercurve

Trace and write the letters.

Copyright © 2020, Universal Publishing

Uppercase D

1. Slant
2. Loop
3. Curve up
4. Loop

Trace and write the letters.

Lowercase d

1. Downcurve
2. Undercurve
3. Slant
4. Undercurve

Trace and write the letters.

Copyright © 2020, Universal Publishing

Uppercase E

1. Short slant
2. Curve back and down
3. Curve back and down, undercurve

Trace and write the letters.

Lowercase e

1. Undercurve, curve back
2. Slant
3. Undercurve

Trace and write the letters.

Copyright © 2020, Universal Publishing

Uppercase F

1. Slant, curve up
2. Swing right
3. Slant
4. Curve up, down, up

Trace and write the letters.

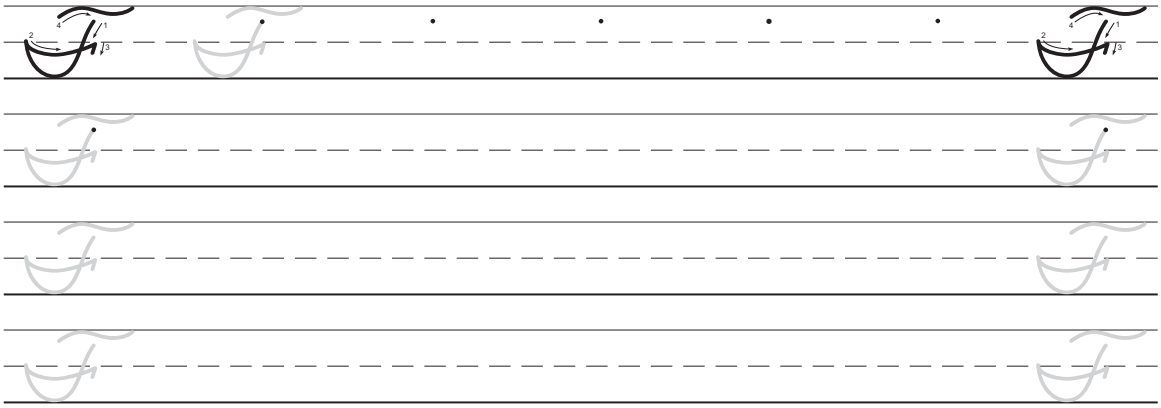

Lowercase f

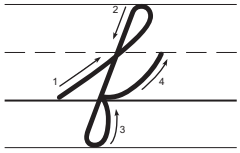

1. Undercurve, curve back
2. Slant
3. Curve up, tie
4. Undercurve

Trace and write the letters.

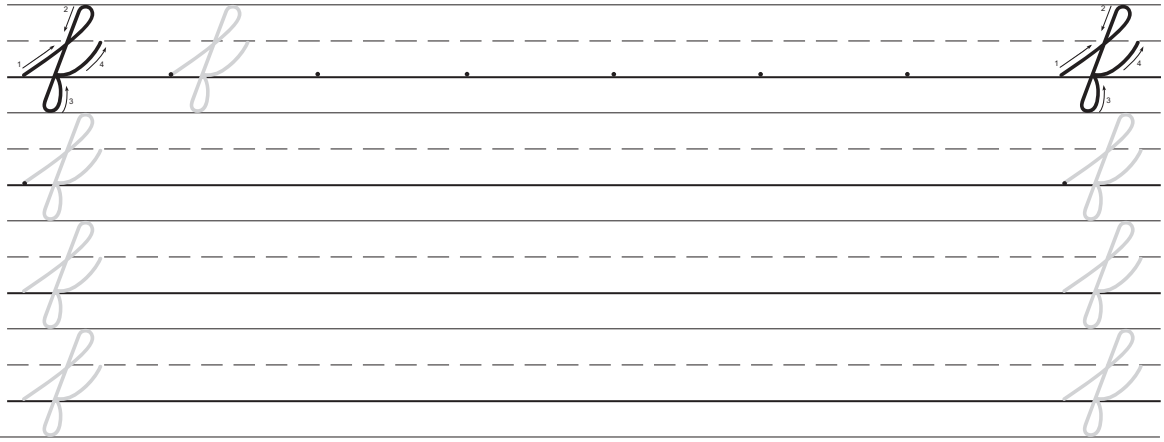

Copyright © 2020, Universal Publishing

Uppercase G

1. Undercurve
2. Curve down, up
3. Slant, curve up
4. Swing right

Trace and write the letters.

Lowercase g

1. Downcurve
2. Undercurve
3. Slant, curve back
4. Overcurve

Trace and write the letters.

Copyright © 2020, Universal Publishing

Uppercase H

1. Overcurve, slant
2. Slant
3. Retrace, curve up
4. Swing right

Trace and write the letters.

Lowercase h

1. Undercurve, curve back
2. Slant
3. Overcurve
4. Slant
5. Undercurve

Trace and write the letters.

Copyright © 2020, Universal Publishing

Uppercase I

1. Curve up
2. Curve down, curve up
3. Swing right

Trace and write the letters.

Lowercase i

1. Undercurve
2. Slant
3. Undercurve
4. Dot

Trace and write the letters.

Copyright © 2020, Universal Publishing

Uppercase J

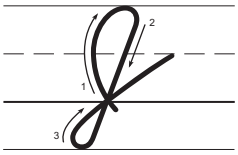

1. Curve up, forward
2. Slant, curve back
3. Overcurve

Trace and write the letters.

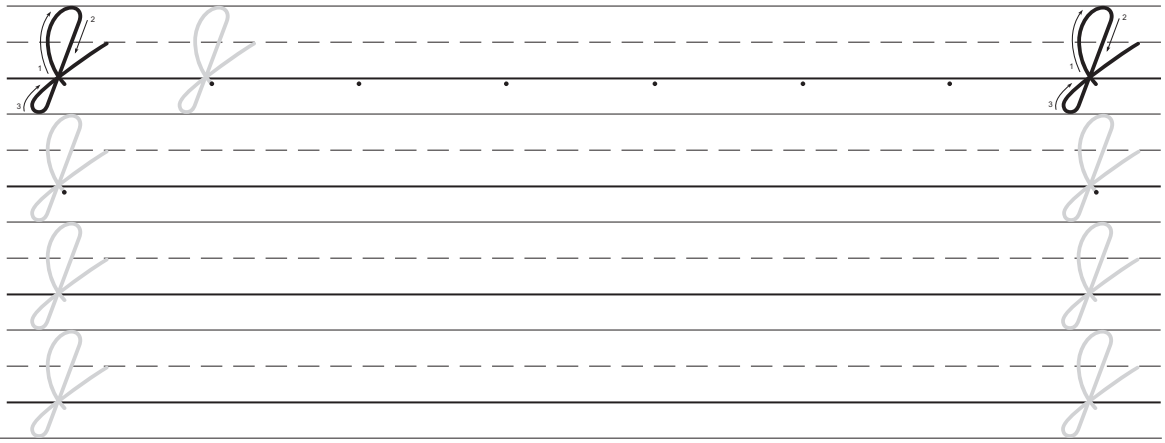

Lowercase j



1. Undercurve
2. Slant, curve back
3. Overcurve
4. Dot

Trace and write the letters.

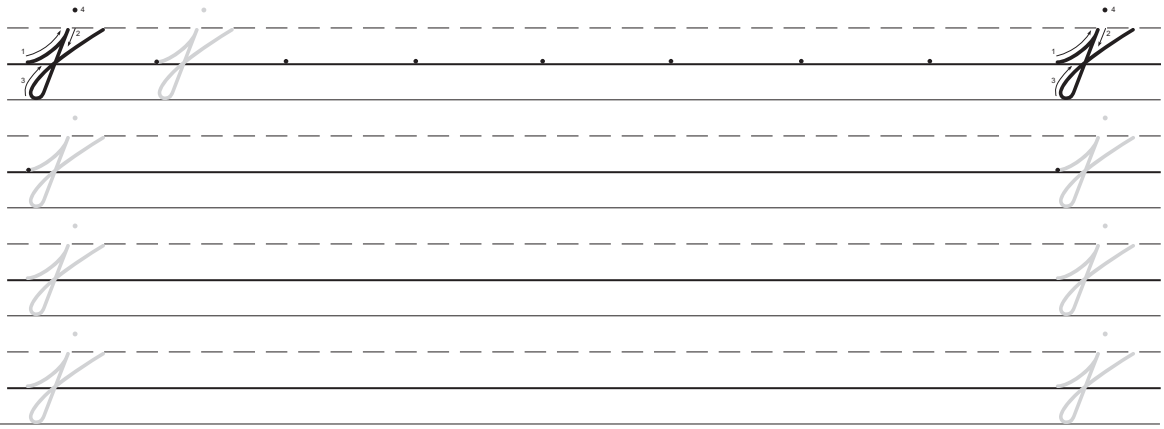

Copyright © 2020, Universal Publishing

Uppercase K

1. Overcurve, slant
2. Slant left
3. Slant right
4. Undercurve

Trace and write the letters.

Lowercase k

1. Undercurve, curve back
2. Slant
3. Overcurve, curve back, tie
4. Slant right, undercurve

Trace and write the letters.

Copyright © 2020, Universal Publishing

Uppercase L

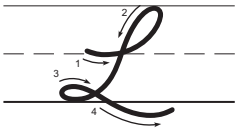

1. Undercurve
2. Curved slant
3. Loop
4. Curve down

Trace and write the letters.



Lowercase l

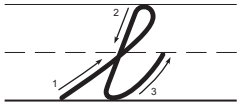

1. Undercurve, curve back
2. Slant
3. Undercurve

Trace and write the letters.

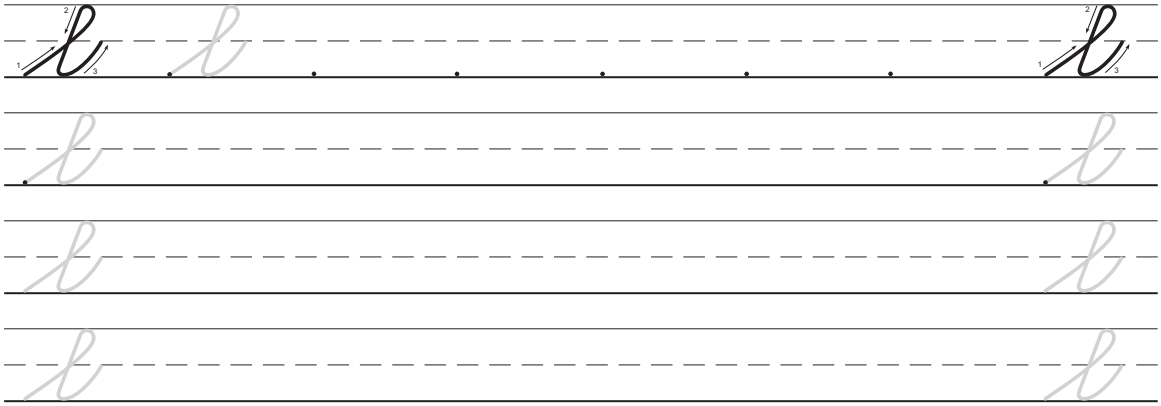

Copyright © 2020, Universal Publishing

Uppercase M

1. Overcurve, slant
2. Retrace, overcurve, slant
3. Retrace, overcurve, slant
4. Undercurve

Trace and write the letters.

Lowercase m

1. Overcurve, slant
2. Overcurve, slant
3. Overcurve, slant
4. Undercurve

Trace and write the letters.

Copyright © 2020, Universal Publishing

Uppercase N

1. Overcurve, slant
2. Overcurve, slant
3. Undercurve

Trace and write the letters.

Lowercase n

1. Overcurve, slant
2. Retrace, overcurve, slant
3. Undercurve

Trace and write the letters.

Copyright © 2020, Universal Publishing

Uppercase O

1. Backward oval (close oval)
2. Loop

Trace and write the letters.

Lowercase o

1. Backward oval (close oval)
2. Swing right

Trace and write the letters.

Copyright © 2020, Universal Publishing

Uppercase P

1. Undercurve
2. Slant
3. Retrace, curve forward and back

Trace and write the letters.



Lowercase p

1. Undercurve
2. Slant, curve back
3. Overcurve
4. Curve down, back, tie
5. Undercurve

Trace and write the letters.



Copyright © 2020, Universal Publishing

Uppercase Q

1. Backward oval (close oval)
2. Curve up, and down

Trace and write the letters.

Lowercase q

1. Downcurve
2. Undercurve
3. Slant
4. Curve up, tie
5. Undercurve

Trace and write the letters.

Copyright © 2020, Universal Publishing

Uppercase R

1. Undercurve
2. Slant
3. Retrace, curve forward and back
4. Slant right
5. Undercurve

Trace and write the letters.



Lowercase r

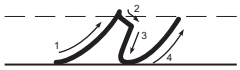

1. Undercurve
2. Retrace, slant right
3. Slant
4. Undercurve

Trace and write the letters.



Copyright © 2020, Universal Publishing

Uppercase S

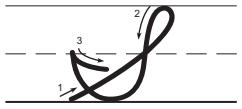

1. Undercurve, curve back
2. Curve down, curve up
3. Swing right

Trace and write the letters.

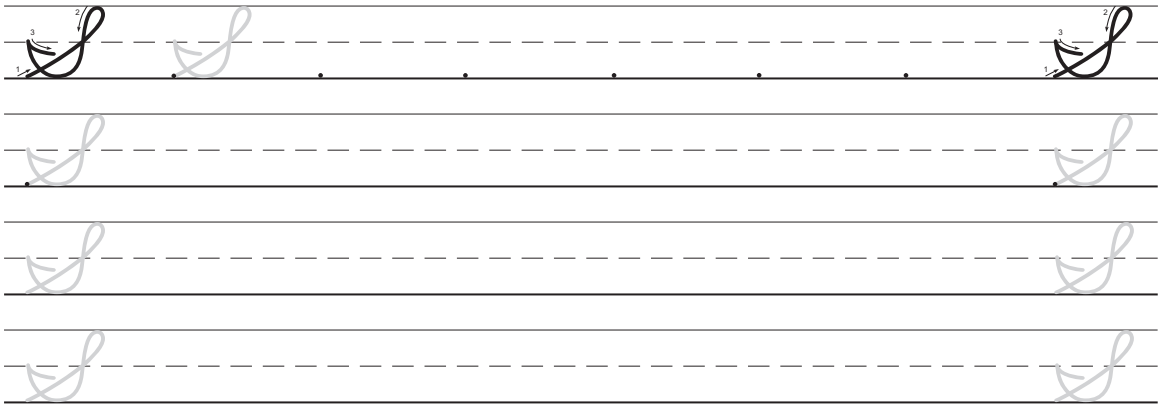

Lowercase s

1. Undercurve
2. Retrace, curve down and back, tie
3. Undercurve

Trace and write the letters.

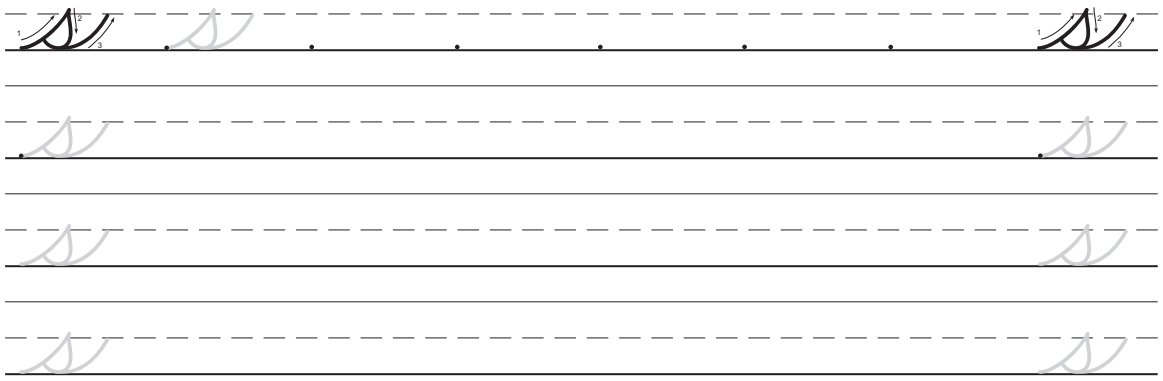

Copyright © 2020, Universal Publishing

Uppercase T

1. Slant, curve up
2. Swing right
3. Curve up, down, up

Trace and write the letters.

Lowercase t

1. Undercurve
2. Slant
3. Undercurve
4. Cross

Trace and write the letters.

Copyright © 2020, Universal Publishing

Uppercase U

1. Overcurve, slant
2. Undercurve
3. Slant
4. Undercurve

Trace and write the letters.

Lowercase u

1. Undercurve
2. Slant, undercurve
3. Slant, undercurve

Trace and write the letters.

Copyright © 2020, Universal Publishing

Uppercase V

1. Overcurve, slant
2. Sharp, undercurve, curve forward

Trace and write the letters.

Lowercase v

1. Overcurve, slant
2. Sharp undercurve
3. Retrace, swing right

Trace and write the letters.

Copyright © 2020, Universal Publishing

Uppercase W

1. Overcurve, slant
2. Undercurve
3. Slant
4. Overcurve

Trace and write the letters.

Lowercase w

1. Undercurve
2. Slant, undercurve
3. Slant, undercurve
4. Retrace, swing right

Trace and write the letters.

Copyright © 2020, Universal Publishing

Uppercase X

1. Overcurve, slant right, undercurve
2. Slant left

Trace and write the letters.

Lowercase x

1. Overcurve, slant
2. Undercurve
3. Cross with an upstroke

Trace and write the letters.

Copyright © 2020, Universal Publishing

Uppercase Y

1. Overcurve, slant
2. Undercurve
3. Slant, curve back
4. Overcurve

Trace and write the letters.

Lowercase y

1. Overcurve, slant
2. Undercurve
3. Slant, curve back
4. Overcurve

Trace and write the letters.

Copyright © 2020, Universal Publishing

Uppercase Z

1. Curve forward, slant
2. Retrace, curve down
3. Overcurve

Trace and write the letters.

Lowercase z

1. Overcurve, slant
2. Curve up and down
3. Overcurve

Trace and write the letters.

Copyright © 2020, Universal Publishing

Writing Numerals

Trace and write the numerals.

The date July 4, 2016 can also be written 7/4/16, indicating the seventh month (July), the fourth day of the month, and the year 2016. See example at right.

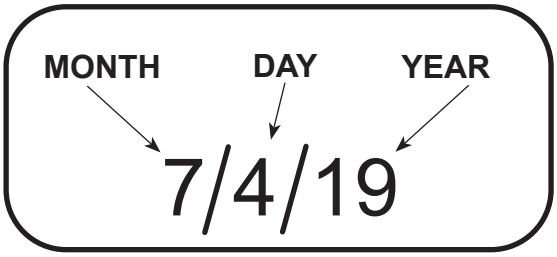

Write the dates below using only numbers.

1. January 1, 2010
2. December 25, 1984
3. July 28, 1991
4. March 10, 2020
5. August 13, 1946
6. May 30, 2005
7. November 22, 1956
8. April 4, 2012

1. _____ 2. _____ 3. _____ 4. _____

5. _____ 6. _____ 7. _____ 8. _____

Copyright © 2020, Universal Publishing