

HANDWRITING

Thomas M. Wasylyk

Grade 4 • Item #456 • ISBN 978-1-934732-62-5

IT IS ILLEGAL TO PHOTOCOPY THIS BOOK

This book is not to be reproduced in any manner whatsoever, in part or whole, without the written permission of the publisher. For additional information, contact Universal Publishing.

Copyright © 2017, Universal Publishing, All Rights Reserved.

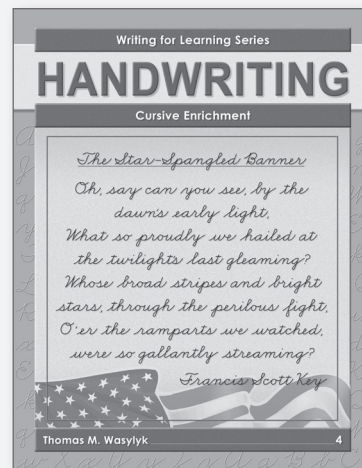
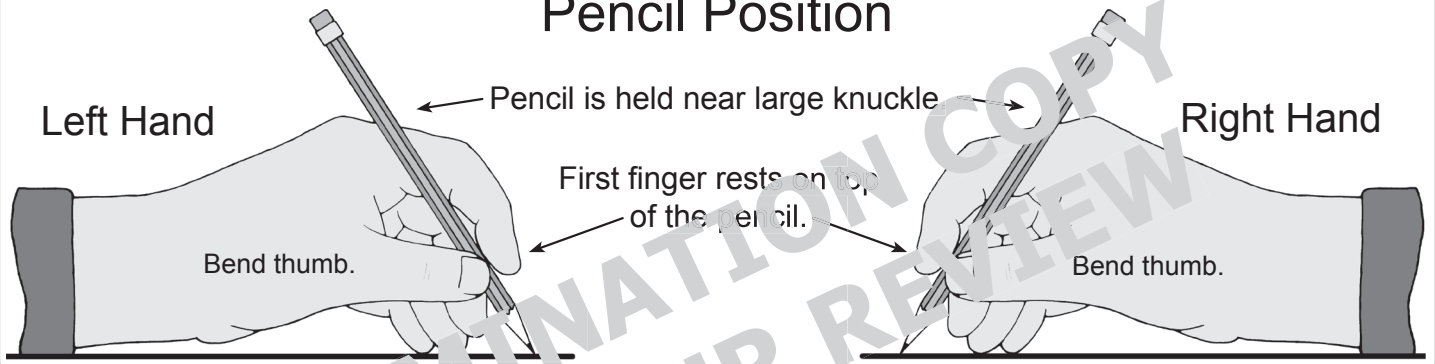


Table of Contents

Pretest.....	2	Uppercase L.....	42
Pencil Position, Posture, Paper Position	3	Lowercase l.....	43
Manuscript Alphabet.....	4	Constellations	44
Cursive Alphabet.....	5	Cursive Joinings	45
Cursive Basic Strokes.....	6	Uppercase M	46
Line Quality, Letter Forms.....	8	Lowercase m.....	47
Size & Alignment	9	Uppercase N.....	48
Letter Forms and Joinings.....	10	Lowercase n.....	49
Spacing	11	Uppercase O	50
Uppercase A	12	Lowercase o.....	51
Lowercase a.....	13	Types of Rocks	52
Uppercase B	14	Checkstroke Joinings	53
Lowercase b.....	15	Uppercase P	54
Uppercase C	16	Lowercase p.....	55
Lowercase c.....	17	Uppercase Q	56
Writing Numerals	18	Lowercase q.....	57
Descending Letters	19	Earth's Changing Surface.....	58
Uppercase D	20	The Dust Bowl	59
Lowercase d.....	21	Uppercase R	60
Uppercase E	22	Lowercase r	61
Lowercase e.....	23	Uppercase S	62
The Gold Rush.....	24	Lowercase s.....	63
Upper-Loop Letters	25	Uppercase T.....	64
Uppercase F.....	26	Lowercase t	65
Lowercase f.....	27	Uppercase U.....	66
Uppercase G	28	Lowercase u.....	67
Lowercase g.....	29	Uppercase V	68
Uppercase H	30	Lowercase v	69
Lowercase h.....	31	Uppercase W	70
The Thirteen Colonies.....	32	Lowercase w	71
Writing About Your State	33	Uppercase X	72
Uppercase I	34	Lowercase x.....	73
Lowercase i.....	35	Uppercase Y.....	74
Uppercase J	36	Lowercase y	75
Lowercase j.....	37	Uppercase Z.....	76
Uppercase K	38	Lowercase z	77
Lowercase k.....	39	Around the World	78
Overcurve Joinings	40	The United States Constitution	79
Odd and Even Numbers.....	41	Post Test.....	80

Pencil Position



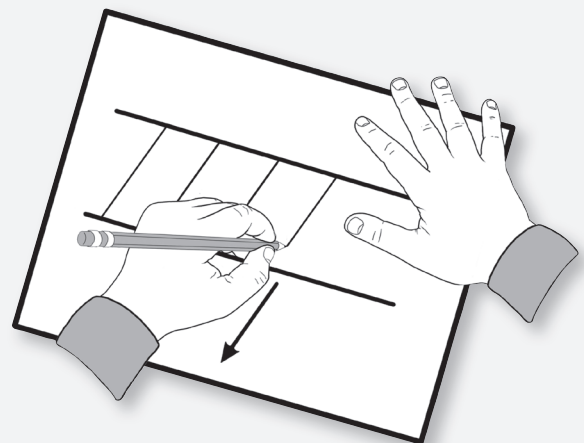
GOOD POSTURE

1. Both feet on the floor
2. Elbows off the edge of desk
3. Sit back in chair
4. Shoulders slightly forward
5. Proper desk height




GOOD HANDWRITING

Cursive Paper Position



Left Hand




Right Hand

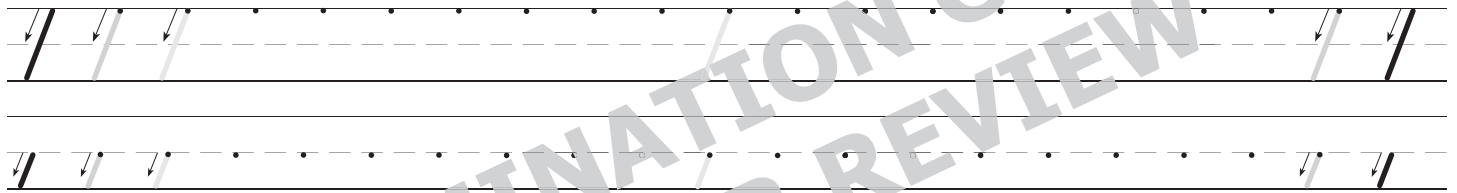
Cursive Basic Strokes

Slant Strokes - The slant stroke is used in many cursive letters. Can you name the letters that contain a slant stroke?


Slant
Strokes



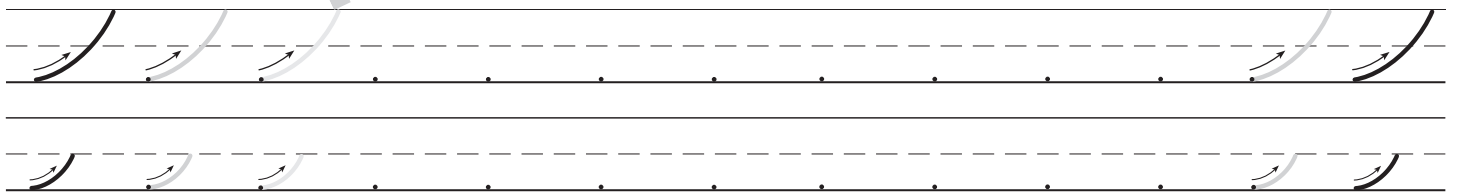
Trace and write the slant strokes.



Study the slant strokes in the letters to the right.




Undercurve - The undercurve is used to begin fourteen lowercase letters. Can you name them? Trace and write the undercurves.



Study the undercurves in the letters to the right.



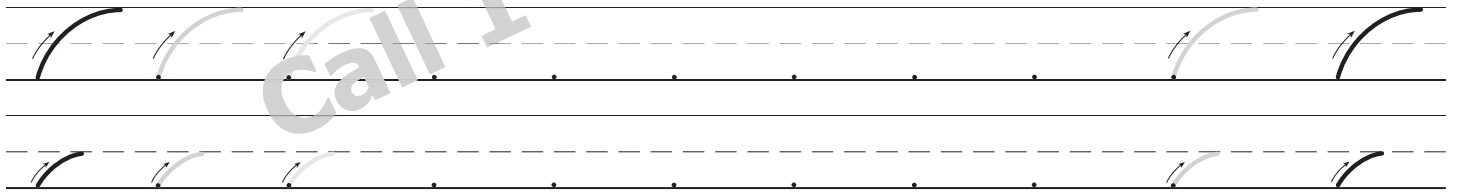
Downcurve - The downcurve is used in six lowercase letters. Can you name them? Trace and write the downcurves.



Study the downcurves in the letters to the right.



Overcurve - The overcurve is used to begin six lowercase letters. Can you name them? Trace and write the overcurves.



Study the overcurves in the letters to the right.



Spacing Between Letters

Letter spacing should be consistent. If letter spacing is too tight or too open your writing will be difficult to read. Study the example below. It shows correct letter spacing.

This is good letter spacing.

Correct

Too Tight

Spacing Too Open

Letter Spacing Varies

letter letter letter letter

Spacing Between Words

Correct word spacing makes your writing easy to read. Keep your word spacing consistent.

Allow enough space between words for a small oval. Study the example below.

This is good word spacing.

Write the sentence: **The new truck is blue.** Check your word spacing.

Spacing Between Sentences

Allow enough space between sentences for one large oval. Study the example below.

The car is red. It has a...

Write the sentences: **I like pizza. Do you?** Check your spacing between sentences.

New Paragraph Indent

When you indent for a new paragraph, allow enough space for two large ovals. Study the example below.

This shows the correct indent for a paragraph.

Lowercase a



1. Downcurve
2. Undercurve
3. Slant
4. Undercurve

Trace and write the letters, joinings, and words.

a a

a

a

a

a

a

av

avenue

al

alphabet

all

av

avenue

al

alphabet

all

Write the sentence. Check your writing.

Apollo 11 astronauts Neil

Armstrong and Edwin

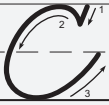
Aldrin were the first

men to walk on the moon.




CHECK-UP LETTER SPACING JOININGS ALIGNMENT SLANT WORD SPACING

Uppercase C



1. Short slant
2. Curve back, downcurve
3. Undercurve

Trace and write the letters, joinings, and words.



Ca	Carolina	Cy	Cypress
<i>Ca</i>	<i>Carolina</i>	<i>Cy</i>	<i>Cypress</i>

Write the sentence. Check your writing.

The Grand Canyon is a
deep gorge formed by the
Colorado River as it flows
to the Gulf of California.

Writing Numerals

Trace and write the numerals.

1 1

2 2

3 3

4 4

5 5

6 6

7 7

8 8

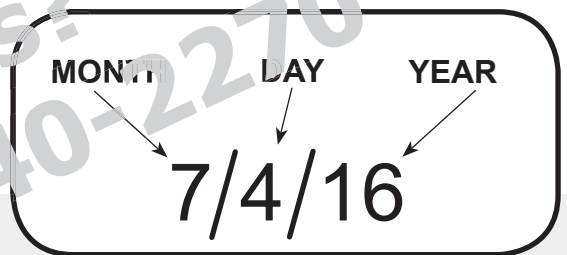
9 9

10 10

EXAMINATION COPY
FOR YOUR REVIEW

The date July 4, 2016 can also be written 7/4/16, indicating the seventh month (July), the fourth day of the month, and the year 2016. See example at right.

Write the dates below using only numbers.



1. January 1, 2010
2. December 25, 1984
3. July 28, 1991
4. March 10, 2008
5. August 13, 1946
6. May 30, 2005
7. November 22, 1956
8. April 4, 2012

1. _____ 2. _____ 3. _____ 4. _____



5. _____ 6. _____ 7. _____ 8. _____

Lowercase e

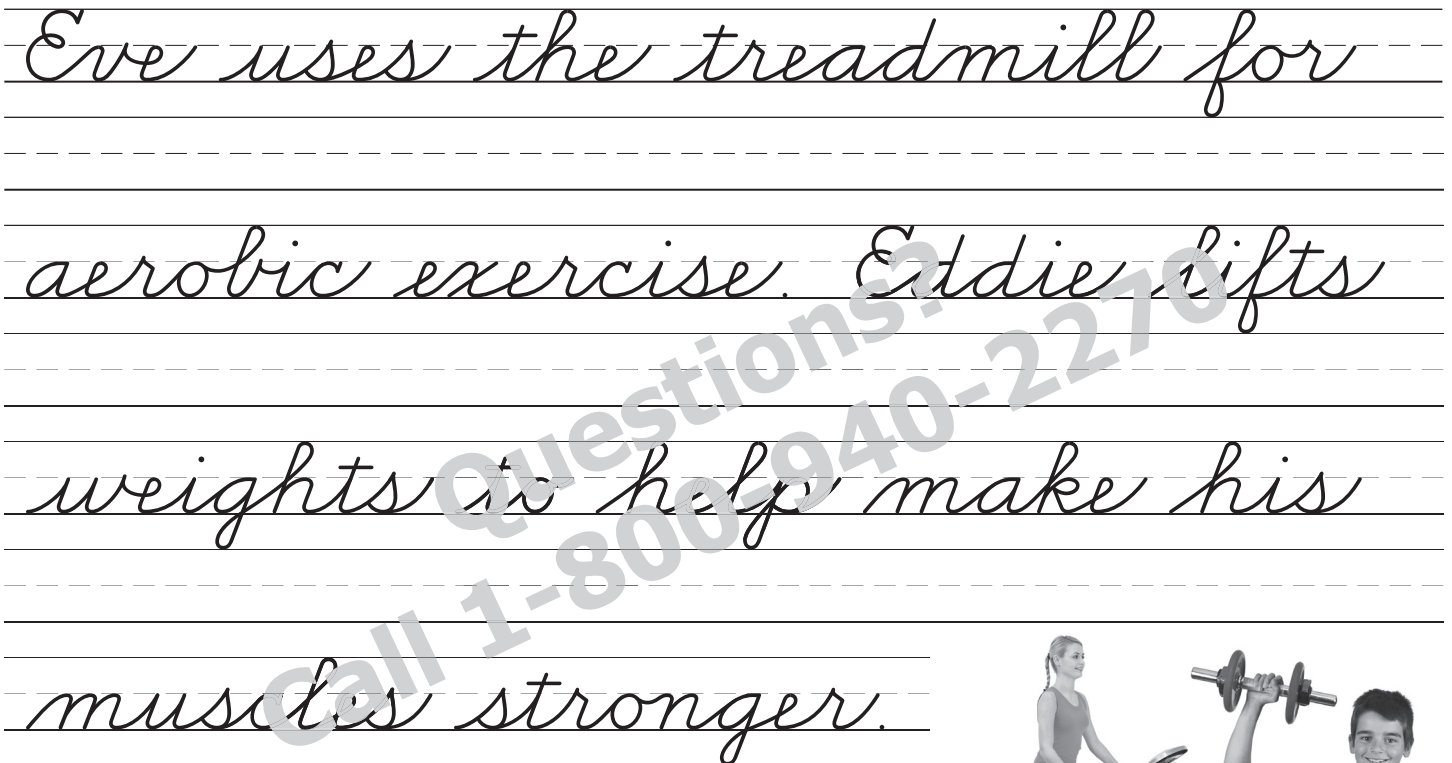


1. Undercurve, curve back
2. Slant
3. Undercurve

Trace and write the letters, joinings, and words.



Write the sentences. Check your writing.





CHECK-UP LETTER SPACING JOININGS

Lowercase f




1. Undercurve, curve back
2. Slant
3. Curve up, tie
4. Undercurve

Trace and write the letters, joinings, and words.



Write the sentence. Check your writing.



CHECK-UP LETTER SPACING JOININGS ALIGNMENT SLANT WORD SPACING

Odd and Even Numbers

An odd number is any number that cannot be divided evenly by 2. Fill in the missing odd numerals.

_____	_____	_____	_____
92	94	96	98
_____	_____	_____	_____
144	146	148	150
_____	_____	_____	_____
320	322	324	326
_____	_____	_____	_____
566	568	570	572
_____	_____	_____	_____

An even number is any number that can be divided evenly by 2.
Fill in the missing even numerals.

_____	_____	_____	_____
71	73	75	77
_____	_____	_____	_____
225	227	229	231
_____	_____	_____	_____
813	815	817	819
_____	_____	_____	_____
439	441	443	445
_____	_____	_____	_____

Read the number words. Write the correct numerals

- | | |
|---|---|
| <ol style="list-style-type: none"> 1. One hundred ten 2. Two hundred two 3. Five hundred thirty-eight 4. Seven hundred nine 5. Sixty-six 6. Nine hundred twenty-one 7. Two thousand thirty 8. Three hundred forty-four 9. Eight hundred ninety 10. Three thousand fifty-two | <ol style="list-style-type: none"> 1. _____ 2. _____ 3. _____ 4. _____ 5. _____ 6. _____ 7. _____ 8. _____ 9. _____ 10. _____ |
|---|---|

Uppercase N



1. Overcurve, slant
2. Retrace, overcurve, slant
3. Undercurve

Trace and write the letters, joinings, and words.

N N *N*
N *N* *N*
N *N*

<i>No</i>	<i>Norway</i>	<i>Ne</i>	<i>Nevada</i>	<i>Ned</i>
<i>No</i>	<i>Norway</i>	<i>Ne</i>	<i>Nevada</i>	<i>Ned</i>

Write the sentences. Check your writing.

New York is the largest city in the United States. It is located on New York Bay in New York State.

Checkstroke Joinings

Trace and write the joinings. Write the words.

<i>ve</i>	<i>velvet</i>
<i>ol</i>	<i>olive</i>
<i>or</i>	<i>orbit</i>
<i>bo</i>	<i>bold</i>
<i>bl</i>	<i>blend</i>
<i>we</i>	<i>weary</i>
<i>wh</i>	<i>wharf</i>
<i>vi</i>	<i>vine</i>
<i>vo</i>	<i>volcano</i>
<i>oo</i>	<i>proof</i>
<i>br</i>	<i>broom</i>

Write the sentence. Are your checkstroke joinings correct?

*Dawn found a four-leaf
clover in Bobby's backyard.*

CHECK-UP LETTER SPACING JOININGS ALIGNMENT SLANT WORD SPACING

Uppercase W



1. Overcurve, slant
2. Undercurve
3. Slant
4. Overcurve

Trace and write the letters and words.

Tracing practice for the uppercase letter W. The first row shows a large 'W' with stroke numbers 1, 2, 3, and 4, followed by a smaller 'W' and a dotted 'W' for tracing. The next two rows each contain a dotted 'W' for tracing and a blank 'W' for independent writing.

Wednesday	Wyoming	Walt
Wednesday	Wyoming	Walt

Write the sentences. Check your writing.

Whales live in all the oceans of the world.



Whales live in the water, but they must breathe air.