


Table of Contents

Manuscript Alphabet.....	2	Lowercase m	41
Posture, Pencil/Paper Position	3	Uppercase N	42
Top to Bottom	4	Lowercase n	43
Left to Right	5	Uppercase O	44
Slant Right.....	6	Lowercase o	45
Slant Left.....	7	Uppercase P	46
Backward Circle.....	8	Lowercase p	47
Forward Circle.....	9	Writing Numerals 11-14.....	48
Uppercase A	10	Uppercase Q.....	50
Lowercase a	11	Lowercase q	51
Uppercase B	12	Uppercase R	52
Lowercase b	13	Lowercase r	53
Uppercase C	14	Uppercase S	54
Lowercase c.....	15	Lowercase s.....	55
Uppercase D	16	Uppercase T	56
Lowercase d.....	17	Lowercase t	57
Writing Numerals 1-4.....	18	Writing Numerals 15-18.....	58
Uppercase E	20	Uppercase U	60
Lowercase e	21	Lowercase u	61
Uppercase F	22	Uppercase V	62
Lowercase f	23	Lowercase v.....	63
Uppercase G	24	Uppercase W	64
Lowercase g	25	Lowercase w.....	65
Uppercase H.....	26	Uppercase X	66
Lowercase h	27	Lowercase x.....	67
Writing Numerals 5-8.....	28	Uppercase Y	68
Uppercase I.....	30	Lowercase y.....	69
Lowercase i	31	Uppercase Z	70
Uppercase J.....	32	Lowercase z.....	71
Lowercase j	33	Writing Numerals 19-20.....	72
Uppercase K	34	Making Words Plural.....	73
Lowercase k.....	35	My Best Friend	74
Uppercase L.....	36	When I Grow Up	76
Lowercase l	37	Now I Can Write	77
Writing Numerals 9-10.....	38	My Family	78
Uppercase M	40	Post Test	80



Kindergarten Writing Letters and Words

Thomas M. Wasylyk

Universal
PUBLISHING

Copyright © 2017, Universal Publishing
All Rights Reserved.

Item #451 • ISBN 978-1-934732-57-1
1-800-940-2270 • www.upub.net

It is ILLEGAL to photocopy this book.

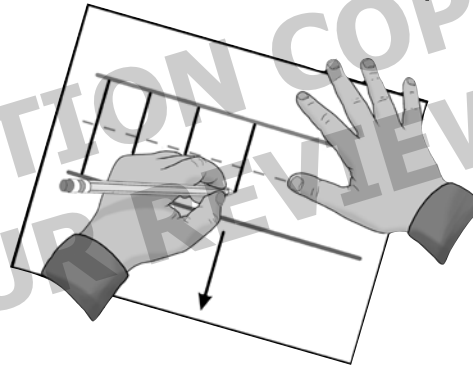
This book is not to be reproduced in any manner whatsoever, in part or whole, without the written permission of the publisher. For additional information, contact Universal Publishing.

Correct Posture for Handwriting

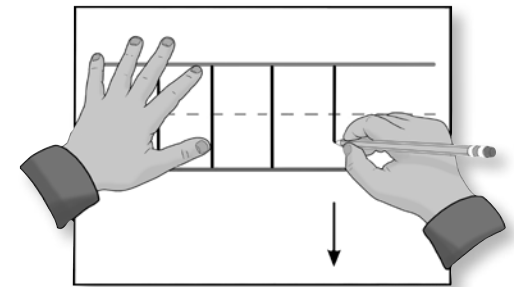


1. Both feet on the floor
2. Elbows off the edge of desk
3. Sit back in chair
4. Shoulders slightly forward
5. Proper desk height

Manuscript Paper Position



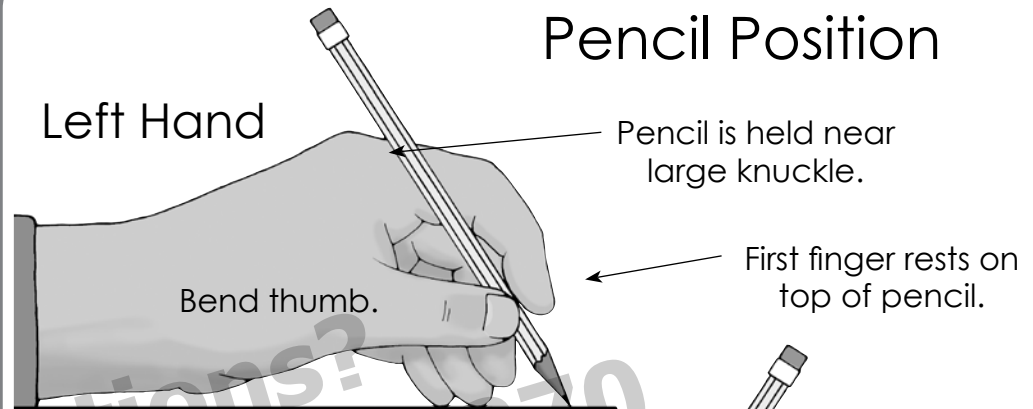
Left Hand



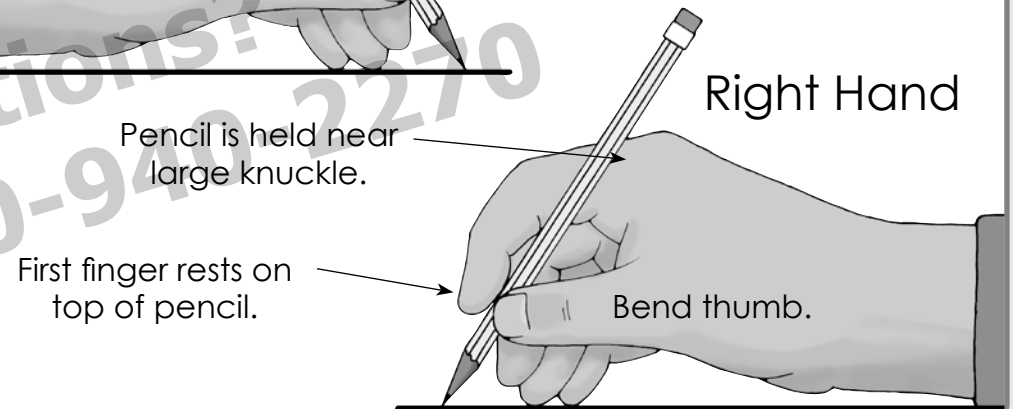
Right Hand

Pencil Position

Left Hand



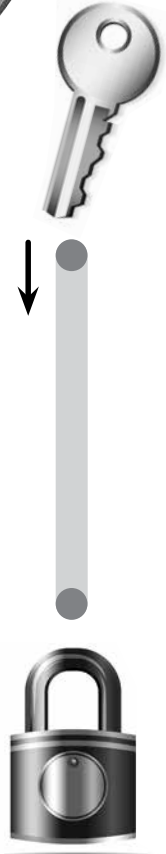
Right Hand



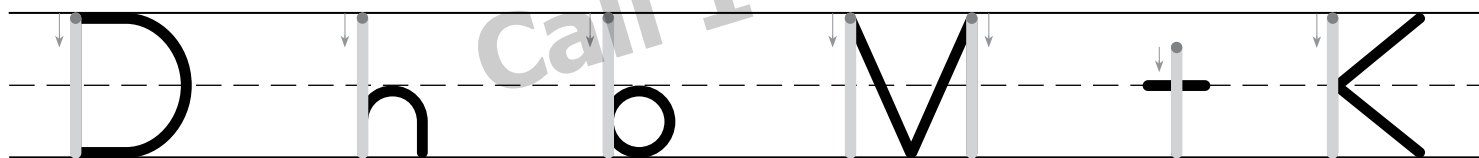
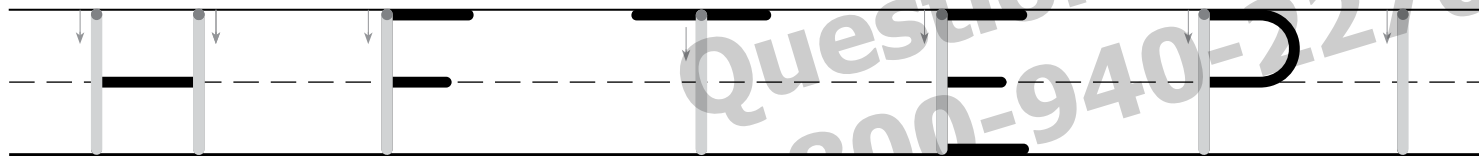


Top to Bottom

Trace and write the top-to-bottom lines.




Trace the top-to-bottom lines in the letters. Say the name of each letter.



CHECK-UP






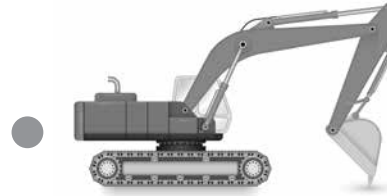

Are your top-to-bottom lines correct?

YES NO

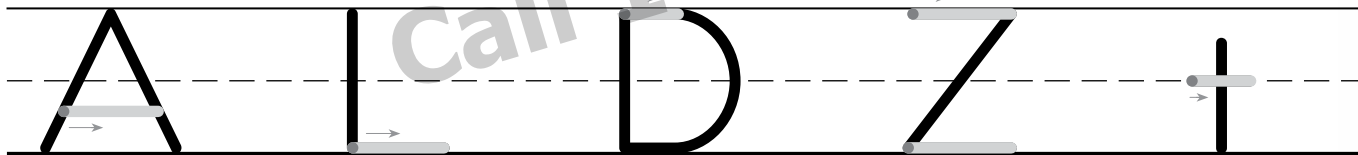
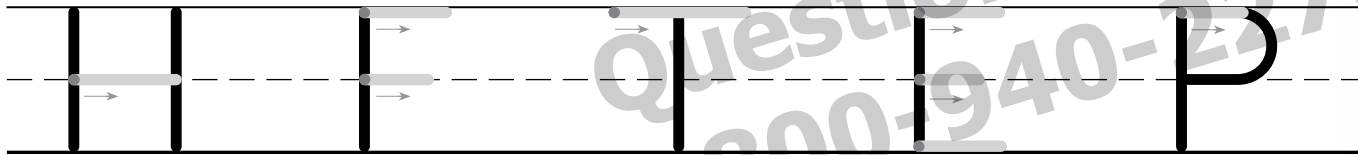


Left to Right

Trace and write the left-to-right lines.



Trace the left-to-right lines in the letters. Say the name of each letter.

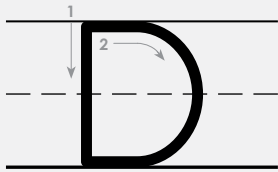


CHECK-UP

Are your left-to-right lines correct?

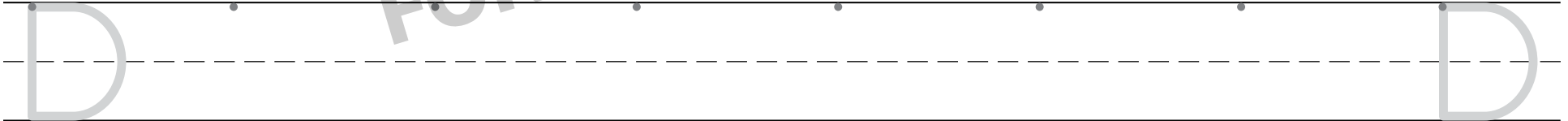
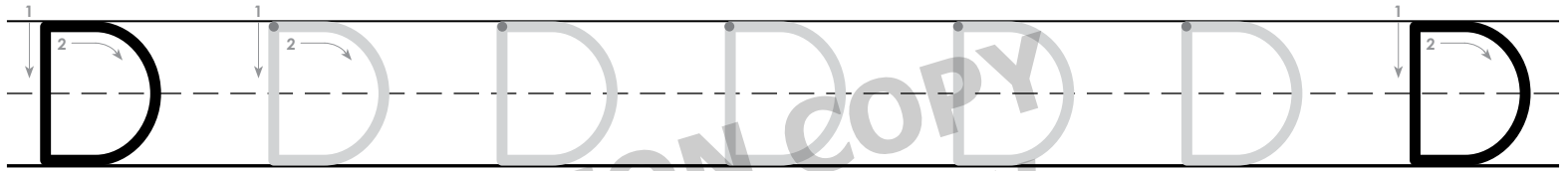
YES NO

Uppercase D

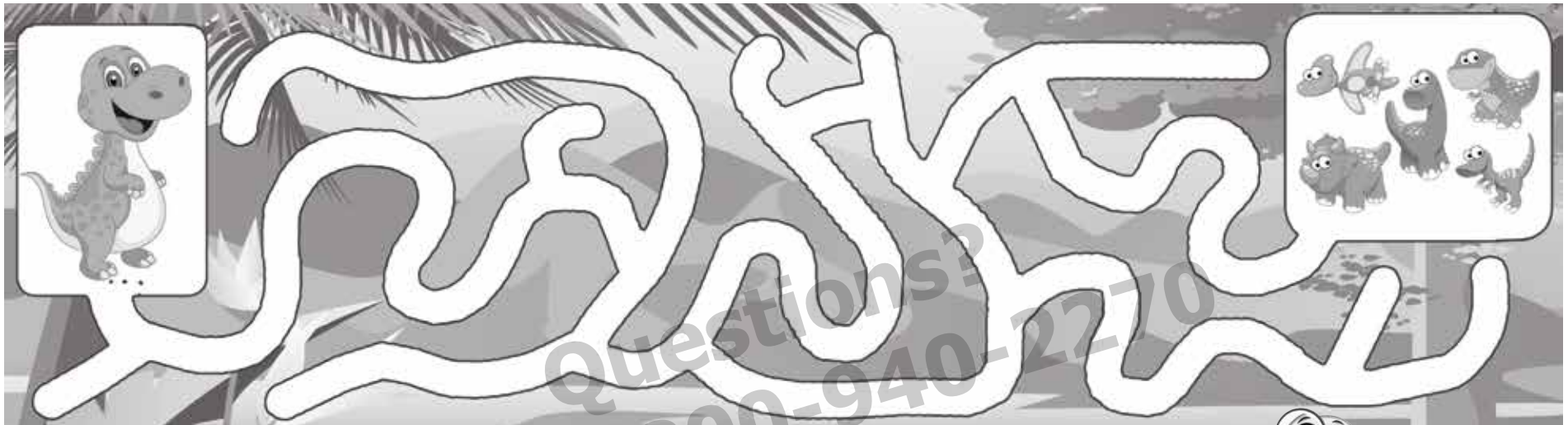


1. Pull down straight
2. Slide right, curve down, slide left

Trace and write the uppercase **D**.



Find the correct path.



Write the uppercase **D** to complete each word.

ad awn on

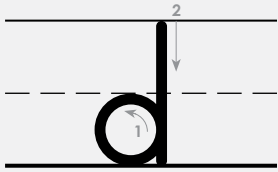


CHECK-UP

Are your letter forms correct?

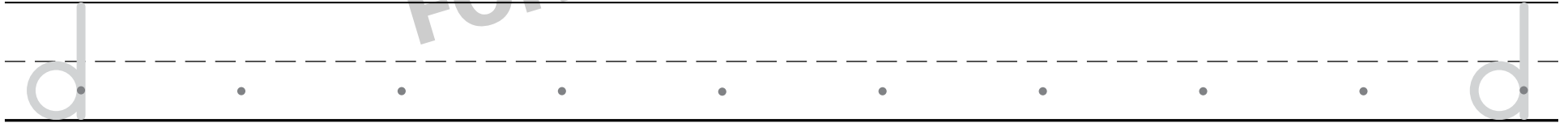
YES NO

Lowercase **d**



1. Circle left
2. Pull down straight

Trace and write the lowercase **d**.



Circle the pictures that begin with the letter **d**.



dog



beaver



duck

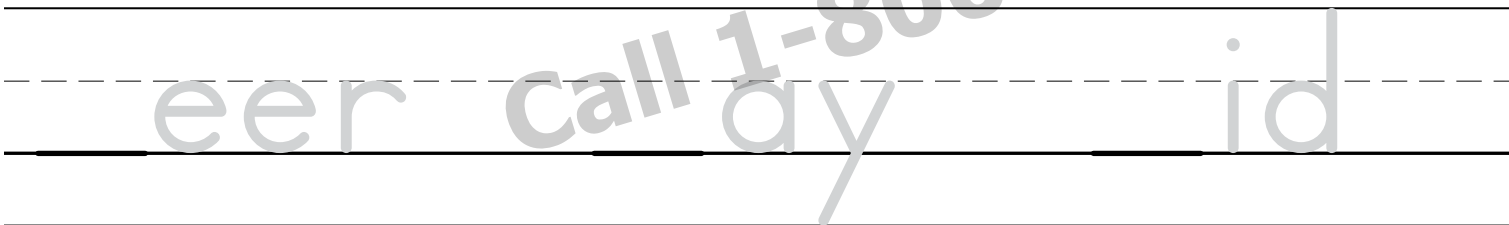


bear



dinosaur

Write the lowercase **d** to complete each word.

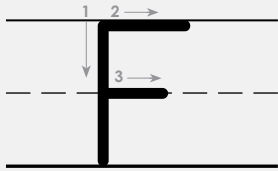


CHECK-UP

Are your letter forms correct?

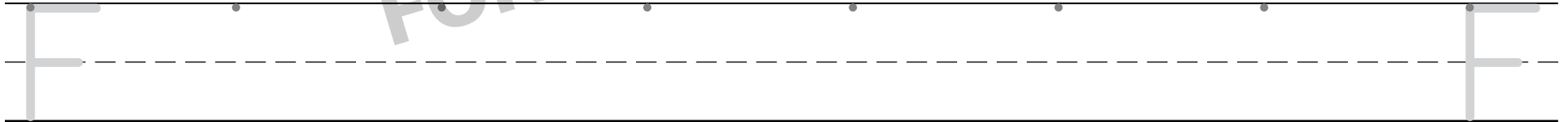
YES NO

Uppercase **F**




1. Pull down straight
2. Slide right
3. Slide right

Trace and write the uppercase **F**.



Circle the pictures that begin with the letter **F**.




Fish



Bird



Fork



Football




Ring



Frog

Write the uppercase **F** to complete each word.

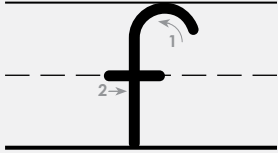


CHECK-UP

Are your letter forms correct?

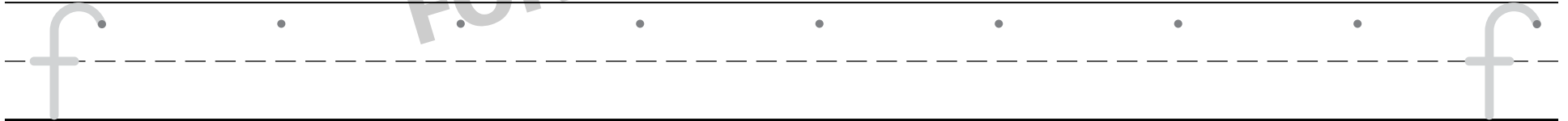
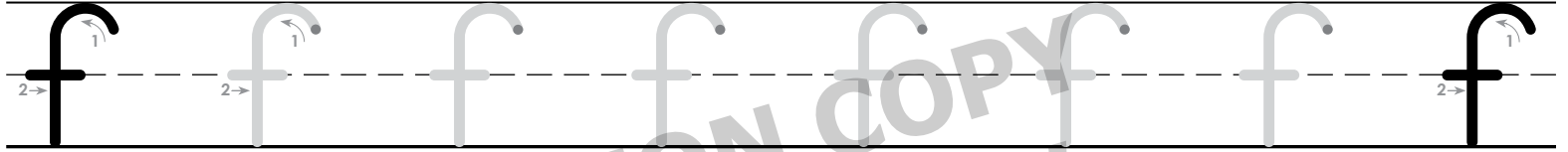
YES NO

Lowercase **F**



1. Curve left, pull down straight
2. Slide right

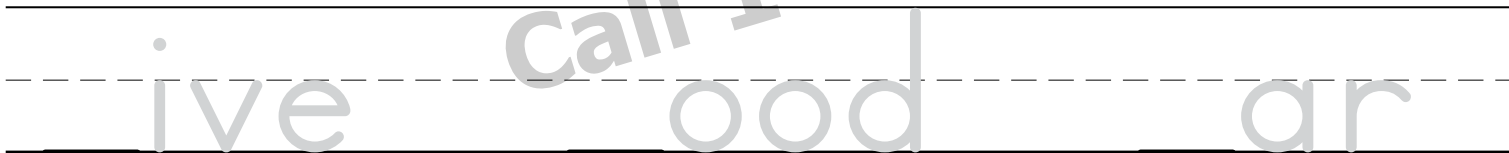
Trace and write the lowercase **f**.



Number the pictures in the correct order of events.



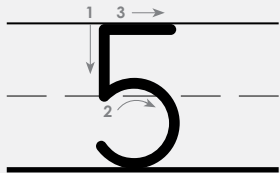
Write the lowercase **f** to complete each word.



CHECK-UP

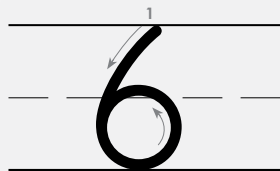
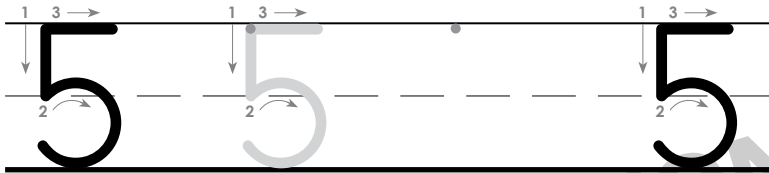
Are your letter forms correct?

YES NO

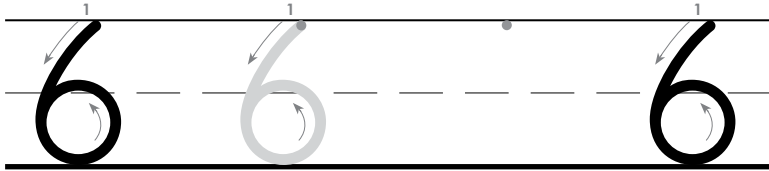


1. Pull down straight
2. Circle right
3. Slide right

Trace and write the numerals.




1. Curve down, curve right, curve left (close)



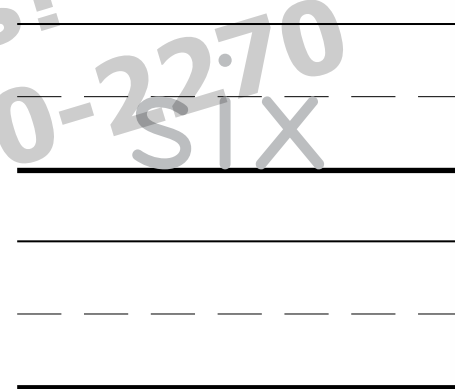
We have five toes on each foot.

Trace and write the number word.



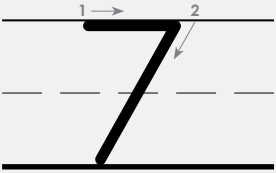
Do all insects have six legs?

Trace and write the number word.

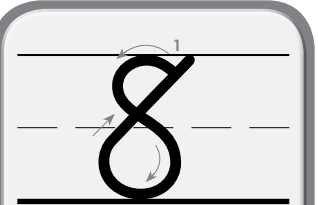

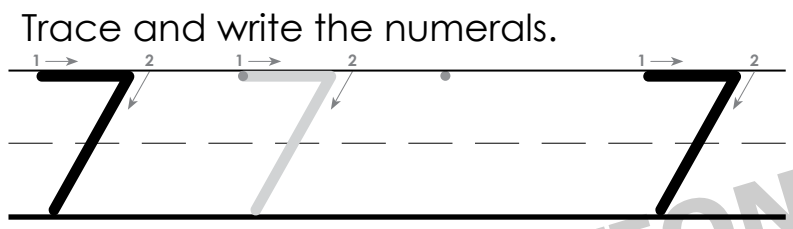


CHECK-UP

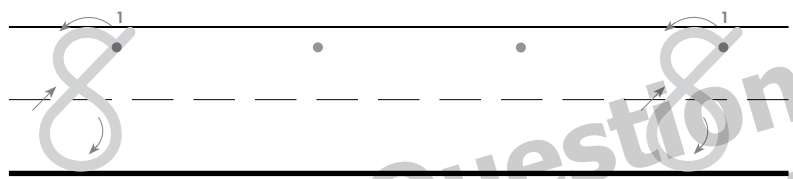
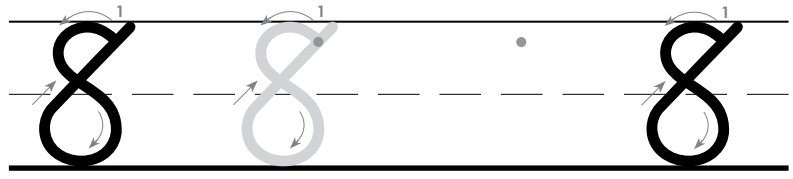
Are your numerals correct? YES NO



- 1. Slide right
- 2. Slant left



- 1. Curve left, curve down, curve left, slant right



There are seven days in a week.

Trace and write the number word.

seven

An octagon has eight sides.

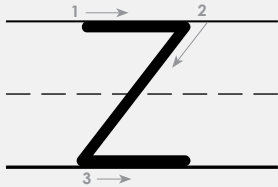


Trace and write the number word.

eight

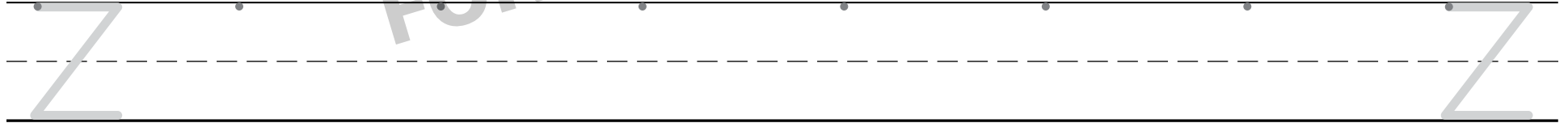
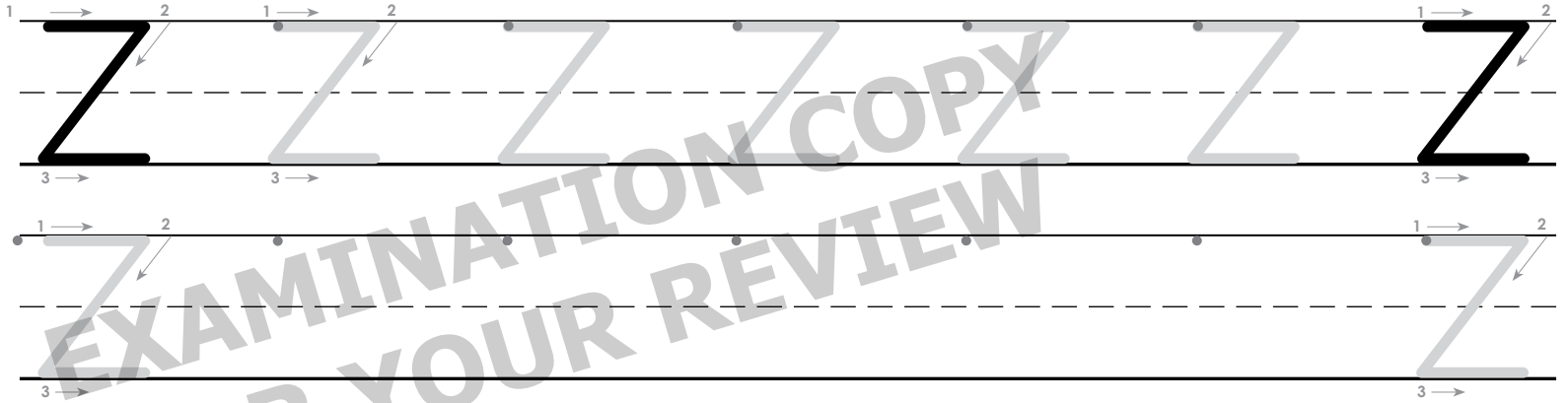
CHECK-UP Are your numerals correct? YES NO

Uppercase Z



1. Slide right
2. Slant left
3. Slide right

Trace and write the uppercase Z.



Number the pictures in the correct order of events.





Unscramble the letters. Write the word.

z a e r b

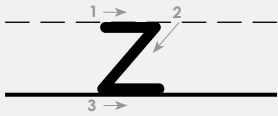


CHECK-UP

Are your letter forms correct?

YES NO

Lowercase **z**



1. Slide right
2. Slant left
3. Slide right

Trace and write the lowercase **z**.



Write the words.

zoo

zip

pizza

zoom

Write the lowercase **z** to keep the zebras in the fence.

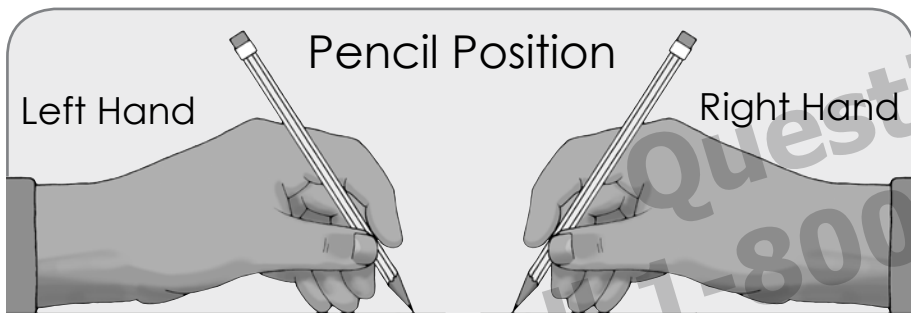


Now I Can Write Write the sentence.


Now I can write all

of the letters in the

Left Hand Pencil Position Right Hand



Are you holding your pencil correctly?
YES NO



alphabet.