


## Table of Contents

Manuscript Alphabet.....	2	Lowercase n .....	43
Posture, Pencil/Paper Position ....	3	Uppercase O .....	44
Top to Bottom.....	4	Lowercase o .....	45
Left to Right .....	6	Uppercase P .....	46
Slant Right.....	8	Lowercase p .....	47
Slant Left.....	9	Uppercase Q.....	48
Backward Circle.....	10	Lowercase q .....	49
Forward Circle.....	11	Uppercase R .....	50
Letter Recognition .....	12	Lowercase r .....	51
Uppercase A .....	14	Uppercase S .....	52
Lowercase a .....	15	Lowercase s.....	53
Uppercase B .....	16	Uppercase T .....	54
Lowercase b .....	17	Lowercase t.....	55
Uppercase C .....	18	Uppercase U .....	56
Lowercase c.....	19	Lowercase u .....	57
Uppercase D.....	20	Uppercase V .....	58
Lowercase d .....	21	Lowercase v.....	59
Uppercase E .....	22	Uppercase W .....	60
Lowercase e .....	23	Lowercase w.....	61
Uppercase F.....	24	Uppercase X .....	62
Lowercase f .....	25	Lowercase x.....	63
Uppercase G .....	26	Uppercase Y .....	64
Lowercase g .....	27	Lowercase y.....	65
Uppercase H.....	28	Uppercase Z .....	66
Lowercase h .....	29	Lowercase z.....	67
Uppercase I.....	30	Basic Stroke Recognition.....	68
Lowercase i .....	31	Numeral 1.....	70
Uppercase J.....	32	Numeral 2.....	71
Lowercase j .....	33	Numeral 3.....	72
Uppercase K .....	34	Numeral 4.....	73
Lowercase k.....	35	Numeral 5.....	74
Maze .....	36	Numeral 6.....	75
Draw a Picture .....	37	Numeral 7.....	76
Uppercase L.....	38	Numeral 8.....	77
Lowercase l .....	39	Numeral 9.....	78
Uppercase M.....	40	Numeral 10.....	79
Lowercase m .....	41	Write Name/Draw House .....	80
Uppercase N .....	42		



**PK/K**  
**Learning Manuscript Letters**

**Thomas M. Wasylyk**

**Universal**  
PUBLISHING

Copyright © 2017, Universal Publishing  
All Rights Reserved.

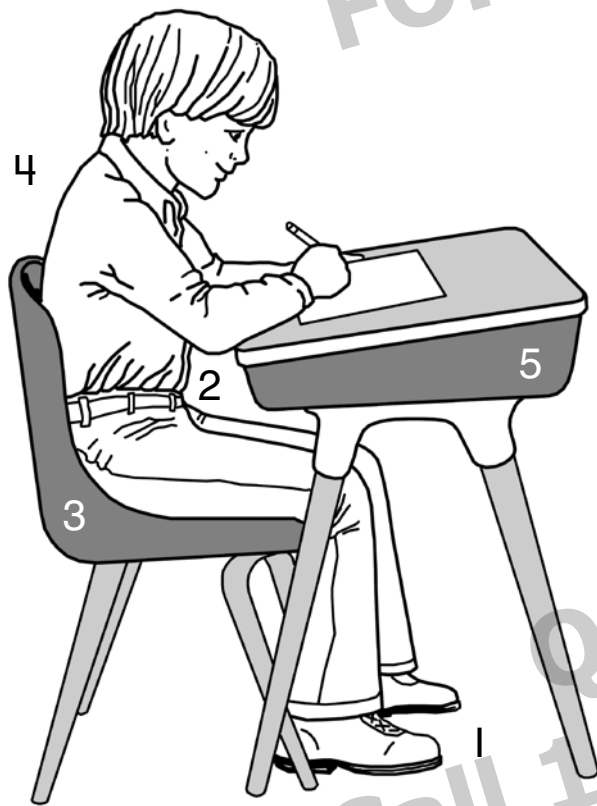
Item #450 • ISBN 978-1-934732-56-4  
1-800-940-2270 • www.upub.net

**It is ILLEGAL to photocopy this book.**

This book is not to be reproduced in any manner whatsoever, in part or whole, without the written permission of the publisher. For additional information, contact Universal Publishing.


# GOOD POSTURE

1. Both feet on the floor
2. Elbows off the edge of desk
3. Sit back in chair
4. Shoulders slightly forward
5. Proper desk height

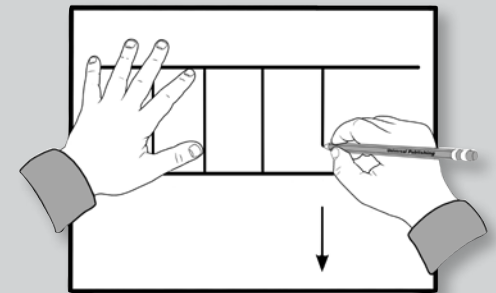


# GOOD HANDWRITING

## Paper Position



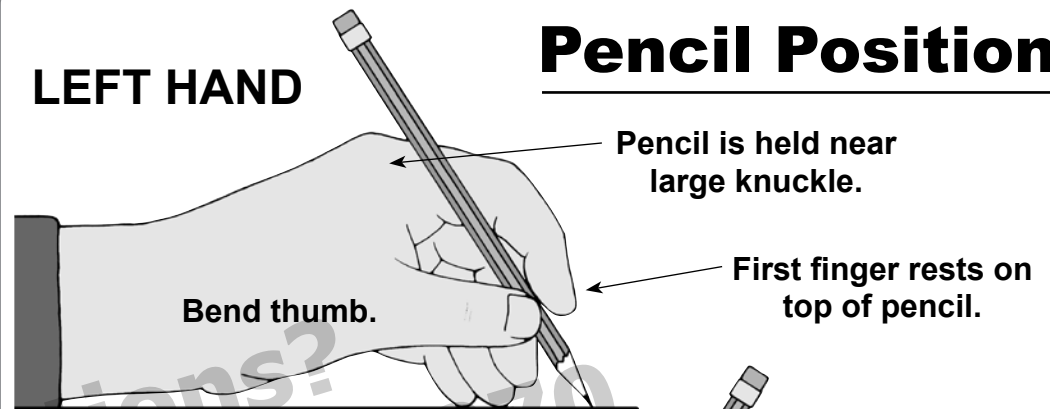
LEFT HAND



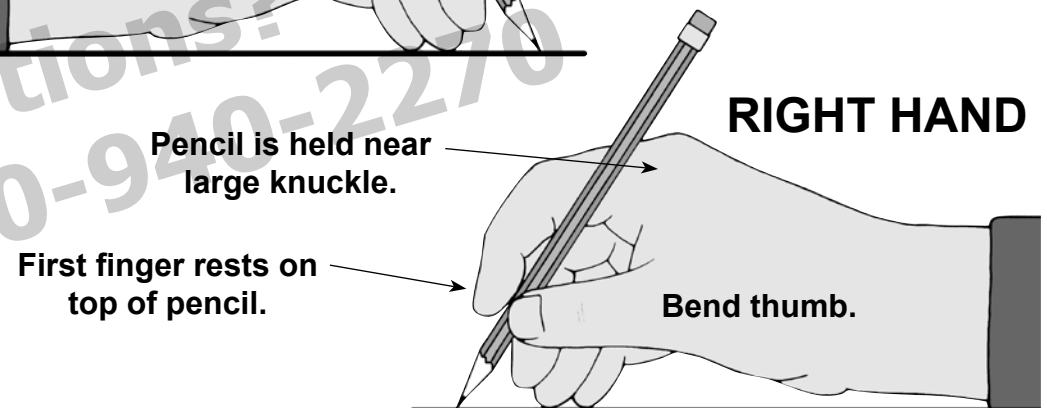
RIGHT HAND

## Pencil Position


LEFT HAND




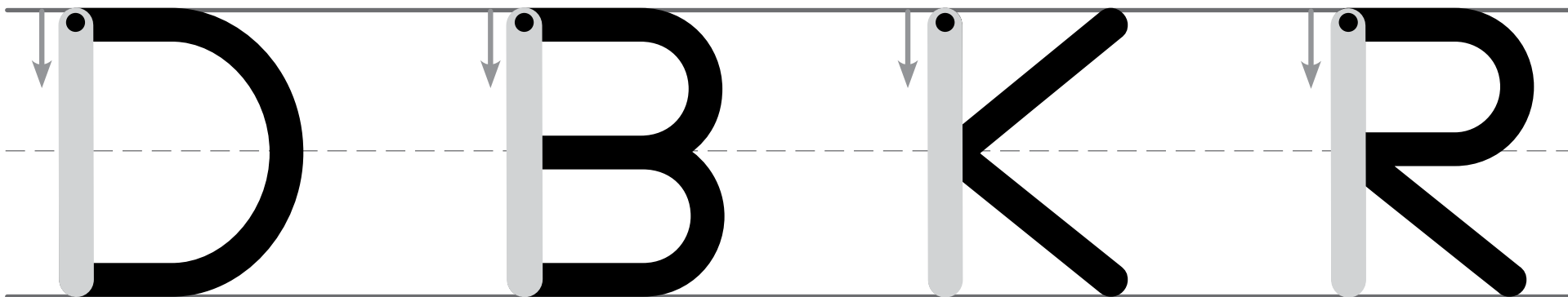
RIGHT HAND








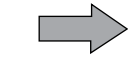

**Top to Bottom** Trace and write the top-to-bottom lines.




Trace the top-to-bottom line in each letter. Say the name of each letter.



**Left to Right** Trace the left-to-right lines.

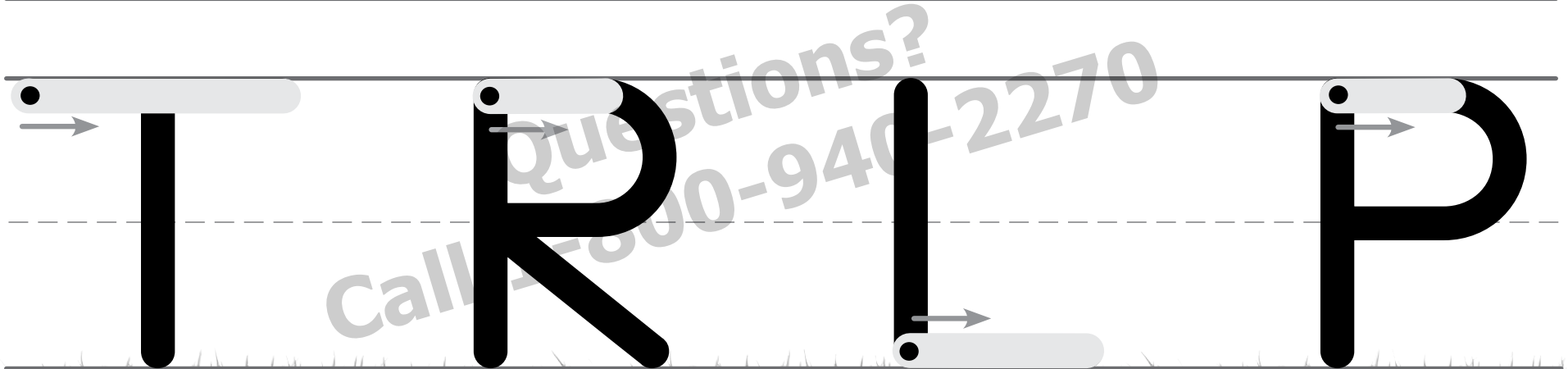
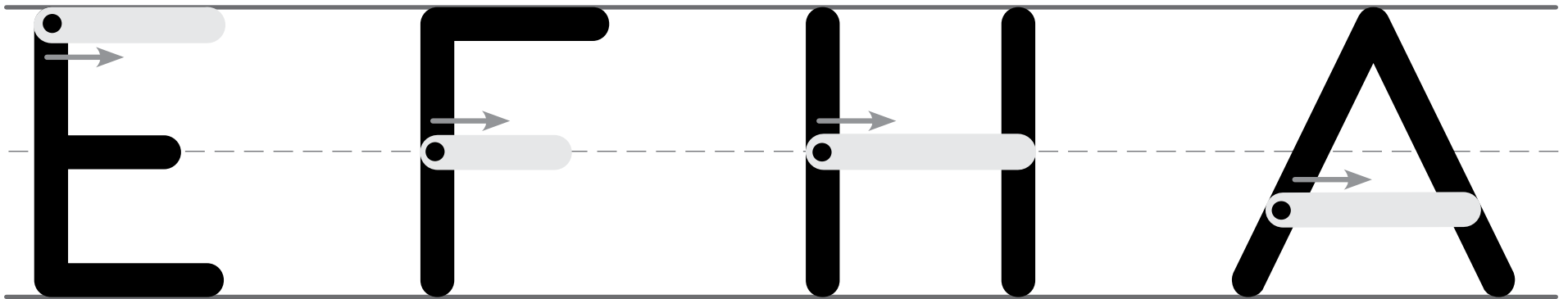




**Left to Right** Trace and write the left-to-right lines.



Trace the left-to-right line in each letter. Say the name of each letter.

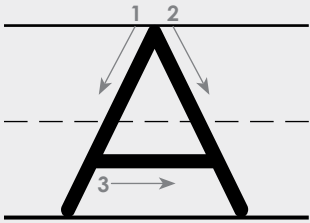


**Letter Recognition** Draw a line from each uppercase letter to the correct lowercase letter.

A B C D E F G H I J K

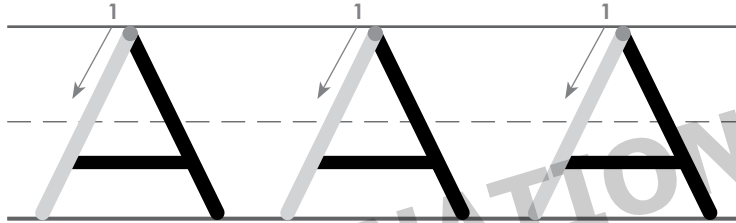
h d b a c j i e f k g

# Uppercase A

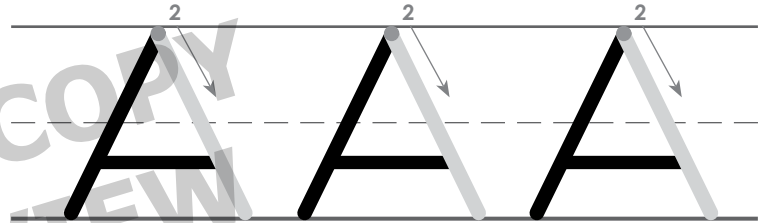


1. Slant left
2. Slant right
3. Slide right

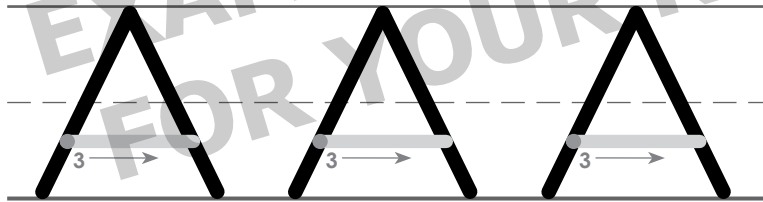
1. Trace the first part of the uppercase A.




2. Trace the second part of the uppercase A.



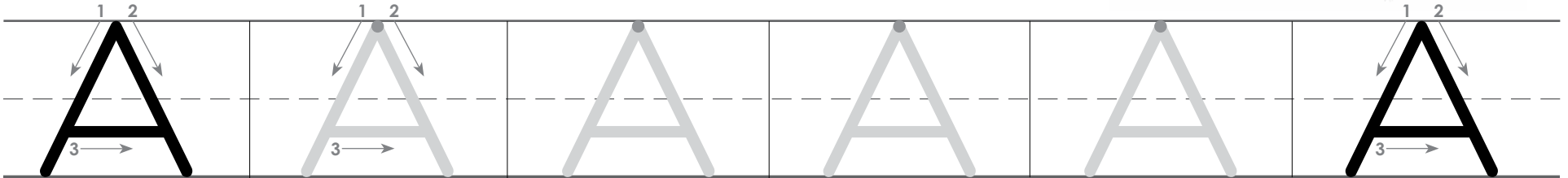
3. Trace the third part of the uppercase A.



Ant



Trace and write the uppercase A.



Match uppercase to lowercase.

V •

A •

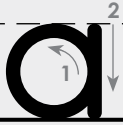
K •

• a

• k

• v

Lowercase **a**

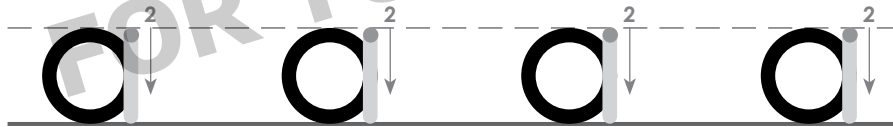


1. Circle left
2. Pull down straight


1. Trace the first part of the lowercase **a**.



2. Trace the second part of the lowercase **a**.



airplane



Trace and write the lowercase **a**.


Match lowercase to uppercase.

d.

a.

b.

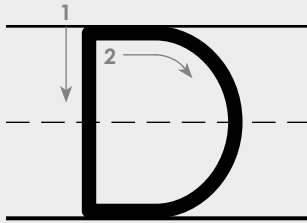
• A

• B

• D

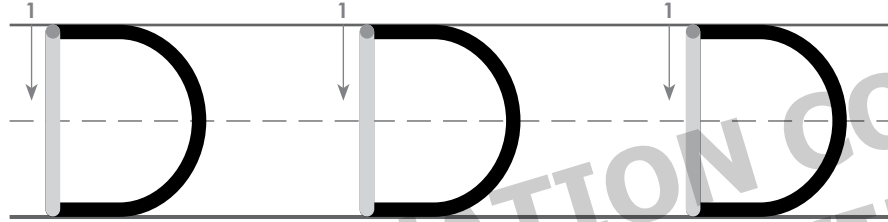


# Uppercase D

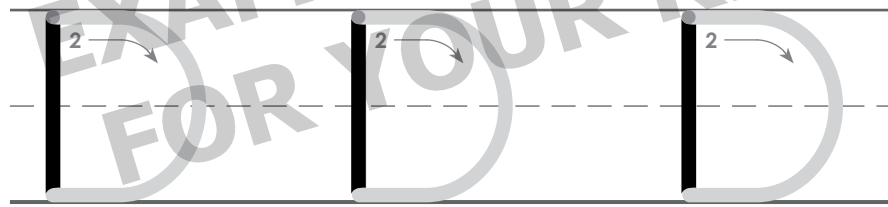


1. Pull down straight
2. Slide right, curve down, slide left

1. Trace the first part of the uppercase D.



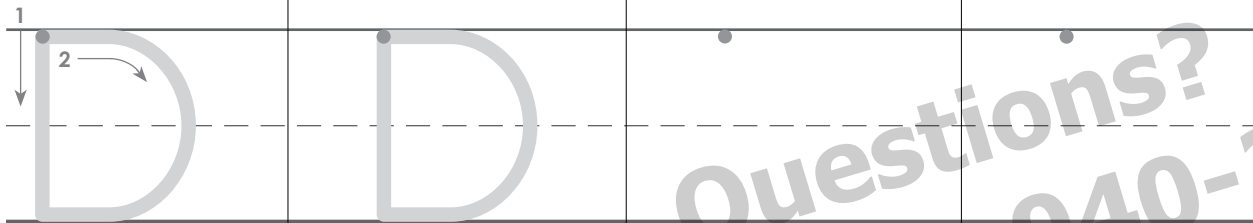
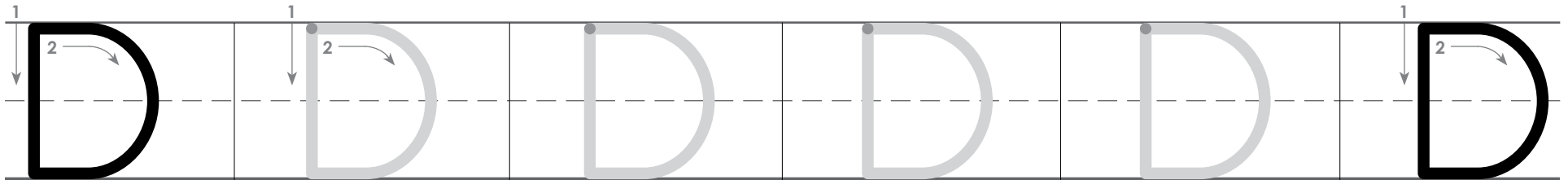
2. Trace the second part of the uppercase D.



Dog



Trace and write the uppercase D.



Match uppercase to lowercase.

D

P

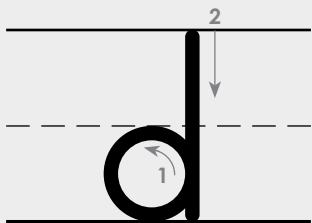
R

p

r

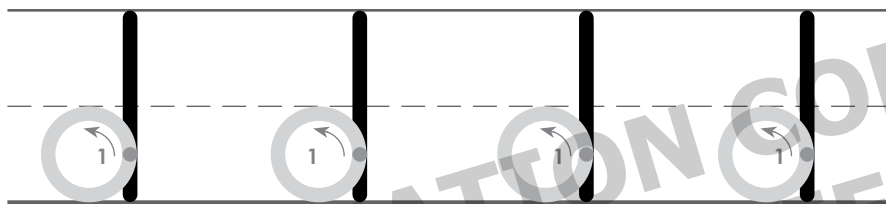
d

Lowercase **d**

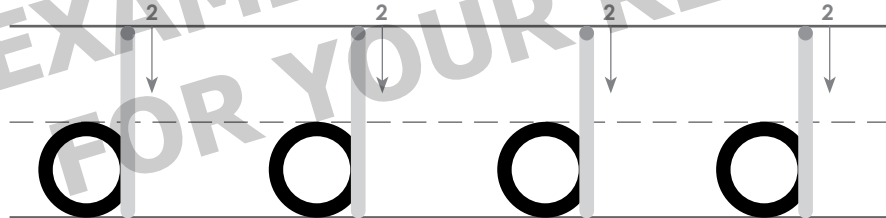


1. Circle left
2. Pull down straight


1. Trace the first part of the lowercase **d**.




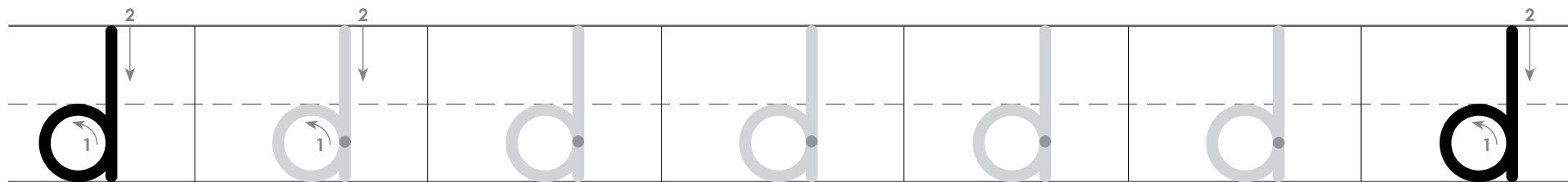
2. Trace the second part of the lowercase **d**.



ducks



Trace and write the lowercase **d**.



Match lowercase to uppercase.

d •

a •

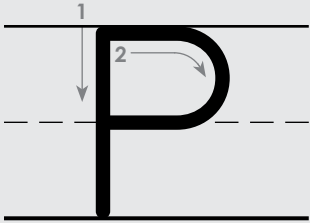
b •

• B

• D

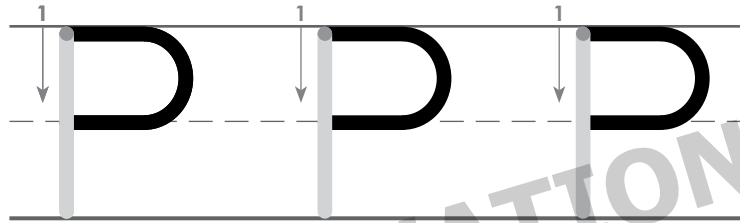
• A

# Uppercase P

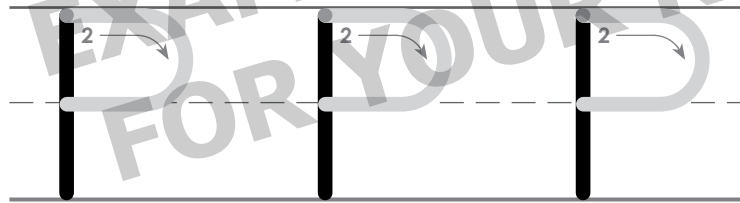


1. Pull down straight
2. Slide right, curve down, slide left

1. Trace the first part of the uppercase P.


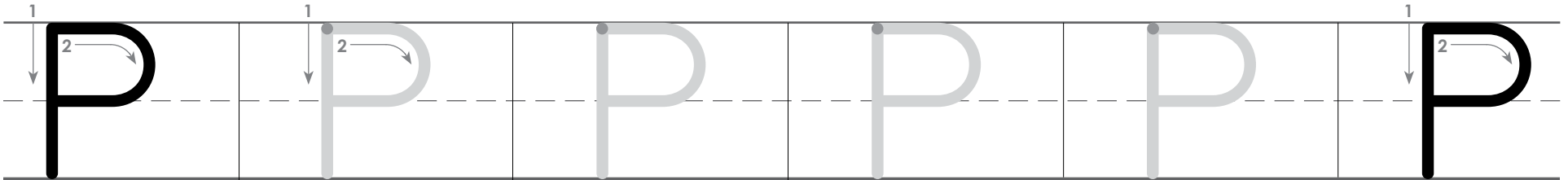


2. Trace the second part of the uppercase P.



Peacock

Trace and write the uppercase P.



Match uppercase to lowercase.

B

P

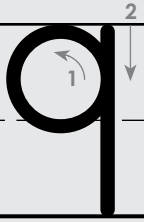
R

• r

• b

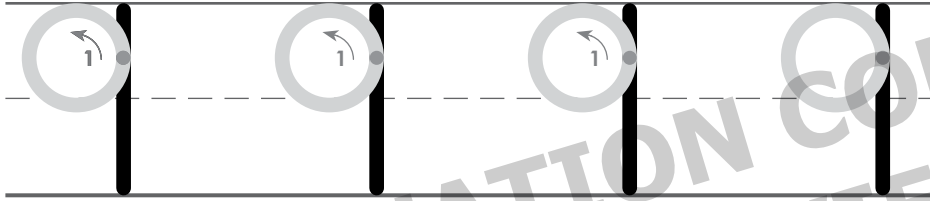
• p

Numeral 9


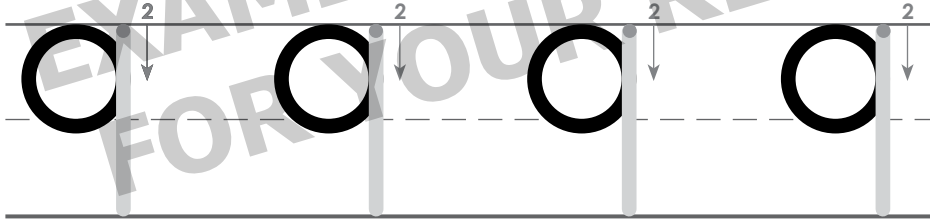


1. Circle left
2. Pull down straight

1. Trace the first part of the numeral 9.



2. Trace the second part of the numeral 9.



Nine Butterflies

Trace and write the numeral 9.


Match the numerals.

4

7

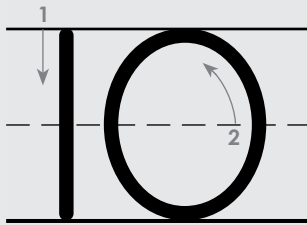
7

9

9

4

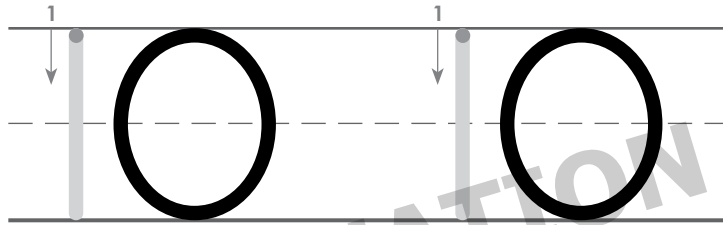
Numeral 10



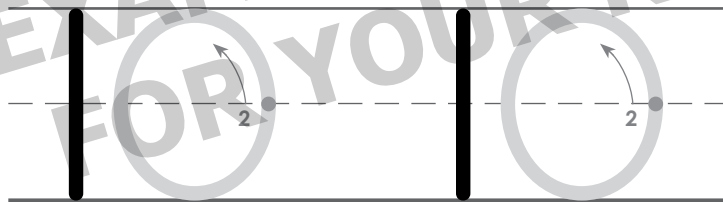
1. Pull down straight
2. Circle left



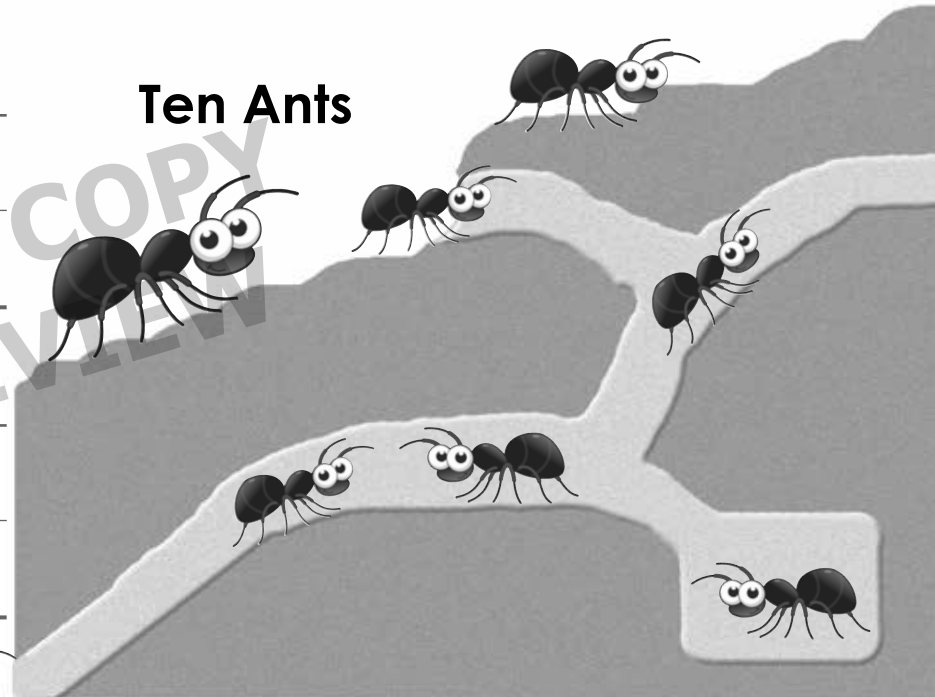
1. Trace the first part of the numeral 10.




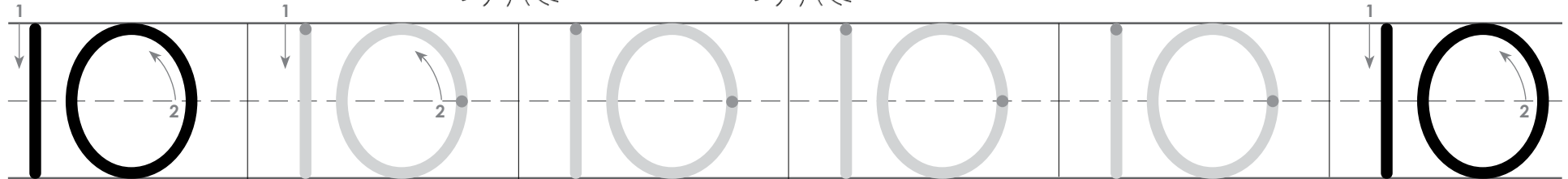
2. Trace the second part of the numeral 10.



Ten Ants



Trace and write the numeral 10.



Match the numerals.

9.

.6

6.

.10

10.

.9